



THE LIBRARY OF THE  
UNIVERSITY OF  
NORTH CAROLINA



THE COLLECTION OF  
NORTH CAROLINIANA

---

C336  
N87  
1960/61

UNIVERSITY OF N.C. AT CHAPEL HILL



00032789322

**This book must not  
be taken from the  
Library building.**

---

--	--	--








C 320  
N87  
1960/61

**ANNUAL REPORT**  
**OF THE**  
**STATE AUDITOR**  
**OF**  
**NORTH CAROLINA**  
**ON THE AUDIT OF THE ACCOUNTS OF THE**  
**STATE TREASURER**  
**AND**  
**STATE DISBURSING OFFICER**  
**FOR FISCAL YEAR ENDED**  
**JUNE 30, 1961**



**HENRY L. BRIDGES, State Auditor**

**RALEIGH**





**ANNUAL REPORT**  
**OF THE**  
**STATE AUDITOR**  
**OF**  
**NORTH CAROLINA**

**ON THE AUDIT OF THE ACCOUNTS OF THE**  
**STATE TREASURER**  
**AND**  
**STATE DISBURSING OFFICER**

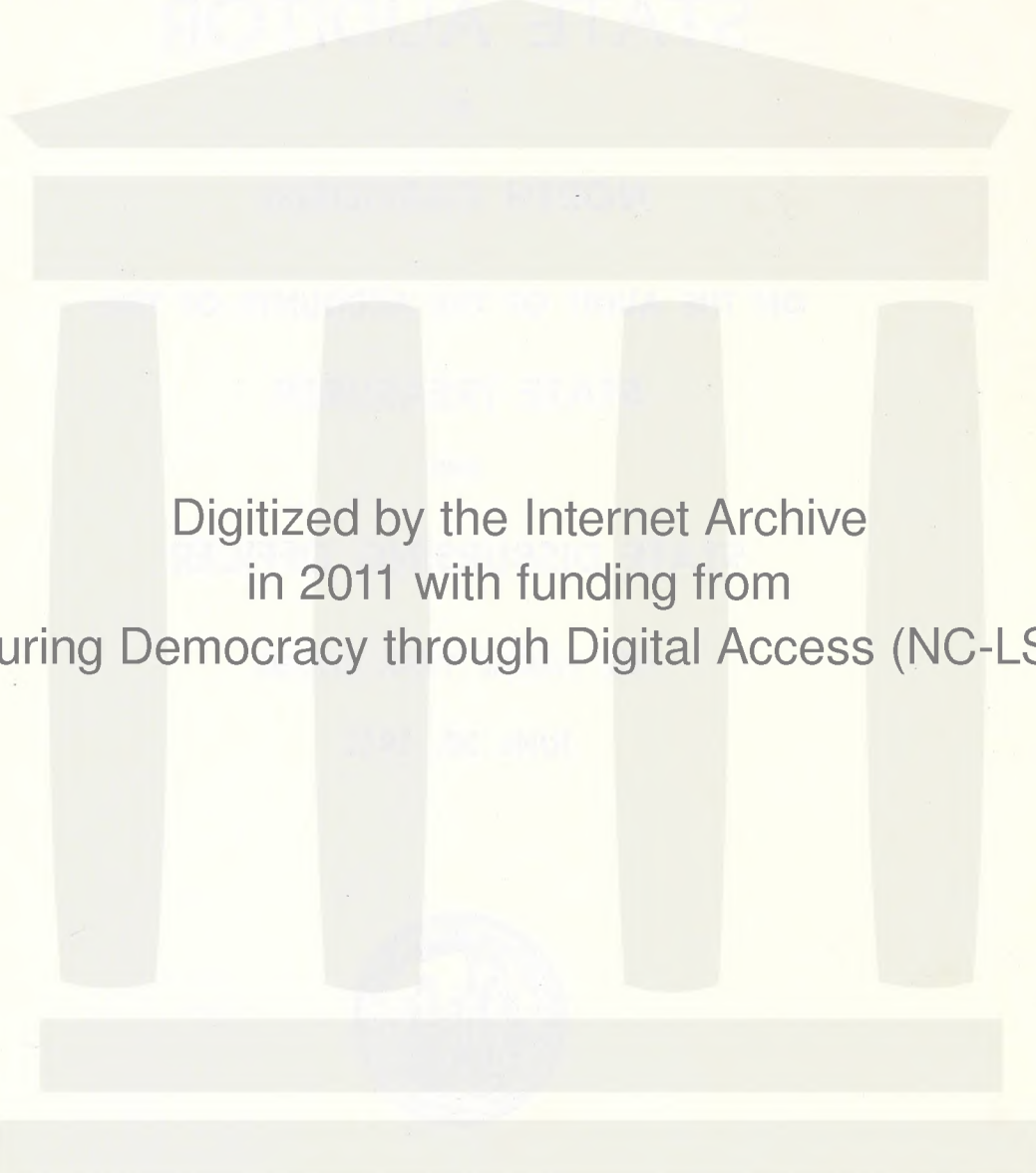
**FOR FISCAL YEAR ENDED**

**JUNE 30, 1961**



**HENRY L. BRIDGES, State Auditor**

**RALEIGH**



Digitized by the Internet Archive  
in 2011 with funding from  
Ensuring Democracy through Digital Access (NC-LSTA)

<http://www.archive.org/details/annualreportofst196061>



STATE OF NORTH CAROLINA  
DEPARTMENT OF THE STATE AUDITOR  
RALEIGH

HENRY L. BRIDGES  
STATE AUDITOR

JANUARY 25, 1962

ADVISORY BUDGET COMMISSION  
RALEIGH, NORTH CAROLINA

GENTLEMEN:

UNDER THE PROVISIONS OF GENERAL STATUTES 147-58, SUBSECTION 13, I HAND YOU HEREWITH A COMPLETE STATEMENT OF REVENUES AND EXPENDITURES OF ALL FUNDS WHICH OPERATED THROUGH STATE TREASURER FOR THE FISCAL YEAR ENDED JUNE 30, 1961.

RESPECTFULLY SUBMITTED,

*Henry L. Bridges*  
STATE AUDITOR.

195499



STATE COMPTROLLERS AND AUDITORS

OF

NORTH CAROLINA

---

COMPTROLLERS

1782-1784	RICHARD CASWELL	DOBB
1784-1808	JOHN CRAVEN	HALIFAX
1808-1821	SAMUEL GODWIN	CUMBERLAND
1821-1827	JOSEPH HAWKINS	WARREN
-1827	JOHN L. HENDERSON	ROWAN
1827-1834	JAMES GRANT	HALIFAX
1834-1836	NATHAN STEDMAN	CHATHAM
1836-1851	WILLIAM F. COLLINS	NASH
1851-1855	WILLIAM J. CLARK	WAKE
1855-1857	GEORGE W. BROOKS	PASQUOTANK
1857-1867	CURTIS H. BROGDEN	WAYNE
1867-1868	S. W. BURGIN	

AUDITORS OF PUBLIC ACCOUNTS \*

1862-1864	SAMUEL F. PHILLIPS	ORANGE
1864-1865	RICHARD H. BATTLE	WAKE

AUDITORS

1868-1873	HENDERSON ADAMS	
1873-1875	JOHN REILLEY	CUMBERLAND
1867-1879	SAMUEL L. LOVE	HAYWOOD
1880-1889	WILLIAM P. ROBERTS	GATES
1890-1893	GEORGE W. SANDERLIN	LENOIR
1893-1897	ROBERT M. FURMAN	SUNCOMBE
1898-1900	HAL W. AYER	WAKE
1901-1910	BENJAMIN F. DIXON	CLEVELAND
1910-1911	BENJAMIN F. DIXON, JR.	WAKE
1911-1921	WILLIAM P. WOOD	RANDOLPH
1921-1937	BAXTER DURHAM	WAKE
1937-1947	GEO. ROSS POU	JOHNSTON
1947	HENRY L. BRIGGES	GUILFORD

---

\* THIS OFFICE WAS CREATED BY THE LAWS OF 1862, AND ABOLISHED A FEW YEARS LATER.

COMPILED FROM THE NORTH CAROLINA MANUAL 1913.



ADVISORY BUDGET COMMISSION  
RALEIGH, NORTH CAROLINA

GENTLEMEN:

IN ACCORDANCE WITH THE PROVISIONS OF GENERAL STATUTES 147-58, SECTION 3 AND 13, WE HAVE EXAMINED THE ACCOUNTS AND RECORDS OF THE STATE TREASURER AND THE STATE DISBURSING OFFICE FOR THE FISCAL YEAR ENDED JUNE 30, 1961, AND SUBMIT HEREWITH OUR REPORT.

OUR EXAMINATION WAS MADE IN ACCORDANCE WITH GENERALLY ACCEPTED AUDITING STANDARDS, AND ACCORDINGLY INCLUDED SUCH TESTS OF THE ACCOUNTING RECORDS AND SUCH OTHER AUDITING PROCEDURES AS WE DEEMED NECESSARY UNDER THE CIRCUMSTANCES.

MOST OF THE FIGURES SHOWN IN THIS REPORT ARE THOSE OF THE STATE DISBURSING OFFICE. HOWEVER, ALL FIGURES HAVE BEEN RECONCILED BETWEEN THE TWO OFFICES.

OUR EXAMINATION INCLUDED, BUT IS NOT LIMITED TO THE FOLLOWING:

1. ALL ACCOUNTS MAINTAINED IN THE STATE DISBURSING OFFICE WERE RECONCILED WITH THE ACCOUNTS KEPT BY THE STATE TREASURER. THIS INCLUDED THE RECEIPTS, DISBURSEMENTS AND BALANCE OF ALL STATE AGENCIES, DEPARTMENTS AND INSTITUTIONS. IN ADDITION THE RECEIPTS, DISBURSEMENTS AND BALANCE SHOWN ON THE BUDGET REPORT FILED BY THE INDIVIDUAL STATE AGENCIES WITH THE DEPARTMENT OF ADMINISTRATION WERE RECONCILED TO THE RECORDS OF THE STATE DISBURSING OFFICE.
2. RECONCILED ALL BANK ACCOUNTS AND VERIFIED THE BALANCE IN THESE ACCOUNTS THROUGH CORRESPONDENCE WITH THE BANKS. ALSO, THE SECURITIES PLEDGED TO SECURE THE DEPOSITS IN THESE BANKS WERE CHECKED AND VERIFIED.
3. COUNTED ALL CASH HELD BY THE STATE TREASURER.
4. ANALYZED ALL SALES AND PURCHASES OF SECURITIES MADE DURING THE YEAR BY THE STATE TREASURER.
5. ANALYZED THE CERTIFICATES OF DEPOSIT (LOANS TO NORTH CAROLINA BANKS) TRANSACTIONS DURING THE YEAR. CALCULATED THE INTEREST OF THESE CERTIFICATES AND RECONCILED THIS WITH THE AMOUNT COLLECTED. ALL CERTIFICATES OF DEPOSITS WERE VERIFIED.
6. VERIFIED ALL SECURITIES OWNED BY THE STATE OR ITS AGENCIES AND THOSE HELD IN TRUST BY THE STATE TREASURER. ALL SECURITIES LOCATED IN RALEIGH WERE VERIFIED BY COUNT, WHILE THOSE LOCATED OUTSIDE OF RALEIGH WERE VERIFIED BY LETTERS OF CONFIRMATION. MOST OF THE FEDERAL SECURITIES AND CORPORATE BONDS OWNED BY THE STATE ARE HELD BY THE CHASE MANHATTAN BANK IN NEW YORK. THE SECURITIES LISTED ON SCHEDULE 16 DO NOT BELONG TO THE STATE, BUT ARE PLEDGED BY INDIVIDUALS AND COMPANIES TO INSURE THE FULFILLMENT OF THEIR OBLIGATION TO THE STATE OR ITS CITIZENS.
7. COUNTED AND CHECKED ALL BONDS AND BOND INTEREST COUPONS REDEEMED DURING THE FISCAL YEAR.
8. ANALYZED THE BOND AND BOND INTEREST ACCOUNTS.





9. RECONCILED THE GENERAL FUND COLLECTIONS AND THE REFUND MADE AGAINST THESE COLLECTIONS.
10. DETERMINED THE AMOUNT OF INTEREST DUE ON SECURITIES OWNED AND RECONCILED THIS WITH THE INTEREST COLLECTED.

FUNDS ON DEPOSIT WITH THE FEDERAL GOVERNMENT FOR PAYMENT OF UNEMPLOYMENT BENEFITS (SCHEDULE 17) WERE TAKEN FROM THE RECORDS OF THE EMPLOYMENT SECURITY COMMISSION.

THE BALANCE SHEET (EXHIBIT "A") IS DIVIDED INTO FIVE SECTIONS, AND FOR THE MOST PART IS SELF-EXPLANATORY. HOWEVER, AN EXPLANATION OF SOME OF THE ITEMS IS NEEDED.

CASH AND/OR INVESTMENTS IS COMPOSED OF CASH IN THE VARIOUS BANKS (DEMAND DEPOSITS), CASH ON HAND, TIME DEPOSITS, AND INVESTMENTS IN U. S. GOVERNMENT SECURITIES. THE STATE TREASURER INVESTS ALL AVAILABLE CASH, IRRESPECTIVE OF FUNDS, IN INTEREST BEARING SECURITIES. INTEREST DERIVED FROM THESE SECURITIES IS CREDITED TO THE STATE'S GENERAL FUND AS PROVIDED BY STATUTE. SHOWN ON SCHEDULE 1 IS A BREAKDOWN OF CASH AND/OR INVESTMENTS BELONGING TO EACH OF THE FUNDS.

INVESTMENTS OF INDIVIDUAL FUNDS (EXHIBIT "D" AND SCHEDULE 9) ARE IN ADDITION TO THE TREASURER'S INVESTMENTS. INTEREST ON THESE INVESTMENTS IS CREDITED TO THE INDIVIDUAL FUND. THE BULK OF THESE INVESTMENTS BELONG TO THE THREE RETIREMENT SYSTEMS--TEACHERS AND STATE EMPLOYEES RETIREMENT SYSTEM, LOCAL GOVERNMENTAL EMPLOYEES RETIREMENT SYSTEM AND THE LAW ENFORCEMENT OFFICERS' BENEFIT AND RETIREMENT SYSTEM.

RESERVE FOR TAXES DUE COUNTIES AND MUNICIPALITIES (SCHEDULE 13)--UNDER PROVISIONS OF THE GENERAL STATUTES THE STATE IS REQUIRED TO RETURN TO THE COUNTIES AND/OR MUNICIPALITIES OF NORTH CAROLINA A PERCENTAGE OF THE FRANCHISE, INTANGIBLE AND BEVERAGE TAX COLLECTED. THE AMOUNT DUE EACH COUNTY AND MUNICIPALITY IS COMPUTED ON A FORMULA PRESCRIBED BY STATUTE. ALL OF THE INTANGIBLE TAX COLLECTED IS DISTRIBUTED TO THE COUNTIES AND MUNICIPALITIES EXCEPT AN AMOUNT SUFFICIENT TO REIMBURSE THE STATE FOR THE COLLECTION COST. BEVERAGE AND INTANGIBLE TAXES ARE COLLECTED IN ONE FISCAL YEAR AND DISTRIBUTED IN THE FOLLOWING FISCAL YEAR, WHILE FRANCHISE TAX IS COLLECTED AND DISTRIBUTED IN THE SAME FISCAL YEAR. THE AMOUNT SHOWN ON EXHIBIT "A" AND SCHEDULE 13 REPRESENTS THE AMOUNT AVAILABLE FOR DISTRIBUTION TO THE COUNTIES AND MUNICIPALITIES ON JUNE 30, 1961.

RESERVE FOR PERMANENT APPROPRIATION AND INCOME TAX REFUNDS DUE TAXPAYERS (SCHEDULE 12)--THE STATUTE PROVIDES THAT THE UNEXPENDED BALANCE IN CERTAIN ACCOUNTS ON JUNE 30 BE TRANSFERRED TO A RESERVE ACCOUNT RATHER THAN BEING REVERTED TO THE GENERAL FUND SURPLUS. THE AMOUNT SO TRANSFERRED TO THE RESERVE ACCOUNT MAY BE USED IN THE FOLLOWING FISCAL YEAR, HOWEVER, THERE ARE CERTAIN RESTRICTIONS AS TO HOW AND WHEN IT MAY BE USED.

ON JANUARY 1, 1960, THE STATE INSTITUTED AN INCOME TAX WITHHOLDING SYSTEM. AS IN THE CASE OF ALL WITHHOLDING PLANS, THE TAX TABLES ARE BASED ON A STANDARD DEDUCTION, CAUSING MORE TAX TO BE COLLECTED FROM SOME INDIVIDUALS THAN THEY ARE LIABLE FOR, SINCE MANY OF THESE INDIVIDUALS WILL ITEMIZE THEIR TAX DEDUCTIONS.



THEREFORE, A PORTION OF THE TAX COLLECTED UNDER THE WITHHOLDING TAX PLAN IS SET ASIDE IN A RESERVE ACCOUNT FROM WHICH THESE REFUNDS ARE MADE.

MATURED BONDS AND INTEREST OUTSTANDING (SCHEDULE 14)--THE MAJORITY OF THIS AMOUNT IS FOR BONDS AND INTEREST WHICH MATURED ON JULY 1, 1961. FUNDS TO REDEEM JULY 1 MATURITIES ARE SET UP IN JUNE. THE BALANCE IN THESE ACCOUNTS REPRESENTS BONDS AND INTEREST WHICH MATURED PRIOR TO JULY 1, 1961 BUT HAVE NOT BEEN PRESENTED FOR PAYMENT BY THE BOND HOLDERS.

SECTION "C" OF THE BALANCE SHEET WAS COPIED FROM THE ANNUAL REPORT OF THE COMPTROLLER OF THE HIGHWAY DEPARTMENT.

SINKING FUNDS--WHEN THE SINKING FUNDS WERE ESTABLISHED BY THE GENERAL ASSEMBLY AN AMOUNT SUFFICIENT, OR AN AMOUNT BELIEVED AT THE TIME TO BE SUFFICIENT, WAS TRANSFERRED INTO EACH OF THE SINKING FUNDS FOR THE PURPOSE OF REDEEMING THE BONDS AND INTEREST AS THEY BECAME DUE. TRANSFERS TO THE GENERAL FUND SINKING FUND WERE MADE OUT OF GENERAL FUND SURPLUS AND THE TRANSFERS TO THE HIGHWAY SINKING FUND CAME FROM THE HIGHWAY FUND. THE AMOUNT SO TRANSFERRED WAS INVESTED IN U. S. GOVERNMENT AND NORTH CAROLINA BONDS. INTEREST DERIVED FROM THESE INVESTMENTS IS INCOME TO THE SINKING FUNDS.

AS BONDS AND INTEREST MATURE AN AMOUNT SUFFICIENT TO COVER THE REDEMPTION OF SAME IS TRANSFERRED OUT OF THE SINKING FUNDS. THESE TRANSFERS ARE MADE TO THE REGULAR BOND AND BOND INTEREST REDEMPTION ACCOUNTS, FROM WHICH THEY ARE PAID.

SEPARATE RECORDS ARE MAINTAINED ON EACH SINKING FUND.

THE CASH BALANCE UNDER THE GENERAL FUND PORTION OF THE BONDED DEBT REDEEMABLE THROUGH FUTURE REVENUE, REPRESENTS INTEREST RECEIVED FROM INVESTING PORTIONS OF THE PROCEEDS FROM THE SALE OF \$7,500,000.00 PORT BONDS IN 1950, PLUS A TRANSFER OF \$110,000.00 FROM THE OPERATING FUND OF THE PORTS AUTHORITY. THIS AMOUNT WILL BE USED TO REDEEM PORT BONDS.

THE SECONDARY ROAD BONDS AND INTEREST ARE TO BE PAID FROM A 1 CENT ROAD TAX ON EVERY GALLON OF GASOLINE SOLD IN THE STATE. THIS SOURCE OF REVENUE SHOULD BE MORE THAN SUFFICIENT TO REDEEM THE BONDS AND INTEREST.

THE VALUE OF THE CAPITAL ASSETS AS SHOWN ON EXHIBIT "A", SECTION "E" AND SCHEDULE 15 IS THE RESULT OF AN APPRAISAL MADE SOME TWENTY YEARS AGO AND EACH YEAR THEREAFTER THE AMOUNT SPENT FOR PERMANENT IMPROVEMENTS AND HIGHWAY CONSTRUCTION HAS BEEN ADDED. THE AMOUNT SHOWN IS NOT A TRUE VALUATION OF STATE PROPERTY AS THERE IS NO PROVISION FOR DEPRECIATION, ABANDONMENT OR OBSOLESCENCE. ALSO, IT DOES NOT INCLUDE THE AMOUNT SPENT BY THE VARIOUS DEPARTMENTS, INSTITUTIONS AND AGENCIES FOR OFFICE EQUIPMENT, MOTOR VEHICLES, ETC. SHOWN ON SCHEDULE 21 IS A VALUATION OF ALL STATE BUILDINGS AND CONTENTS AS ESTABLISHED BY THE DEPARTMENT OF INSURANCE.

EXCEPT FOR THE BEGINNING AND ENDING BALANCES IN THE 1959 CAPITAL IMPROVEMENT VOTED BOND FUND (EXHIBIT "D"), ALL OTHER ITEMS ON THE EXHIBITS AND SCHEDULES ARE SELF-EXPLANATORY.



THE BEGINNING BALANCE (JULY 1, 1960) SHOWN FOR EACH OF THE COOES IN THIS FUND REPRESENTS THE REMAINING AMOUNT THAT EACH AGENCY IS AUTHORIZED TO SPEND ON CAPITAL IMPROVEMENTS.

FUNDS TO FINANCE THESE EXPENDITURES ARE DERIVED FROM THE SALE OF BONDS. BONDS ARE SOLD AS FUNDS ARE NEEDED. AS OF JULY 1, 1960, THERE REMAINED AUTHORIZED BONDS IN THE AMOUNT OF \$22,944,000 TO BE SOLD. THEREFORE, THE BEGINNING BALANCE OF THIS FUND WAS \$22,944,000 GREATER THAN THE ACTUAL CASH IN THE STATE TREASURER. IN ORDER TO ARRIVE AT THE BEGINNING CASH BALANCE OF THIS FUND THE \$22,944,000 IN UNSOLD BONDS WAS SUBTRACTED OUT AT THE END OF THE FUND.

DURING THE YEAR \$11,500,000 OF THESE BONDS WERE SOLD, LEAVING ON JUNE 30, 1961 \$11,444,000 IN BONDS TO BE SOLD. THE ENDING BALANCE OF THIS FUND IS INFLATED BY THE \$11,444,000 UNSOLD BONDS. IN ORDER TO ARRIVE AT THE ENDING CASH BALANCE OF THE FUND THE \$11,444,000 WAS SUBTRACTED OUT.


THE STATE TREASURER IS BONDED FOR \$275,000.00 WHILE EACH MEMBER OF HIS STAFF IS BONDED FOR \$10,000.00. IN ADDITION THERE IS IN EFFECT AN EXCESS COVERAGE BLANKET HONESTY BOND IN THE AGGREGATE AMOUNT OF \$50,000.00 WHICH INSURES THE STATE AGAINST ANY LOSS AS A RESULT OF ANY FRAUDULENT OR DISHONEST ACT ON THE PART OF ANY ONE OR MORE OF THE EMPLOYEES IN THE STATE TREASURER'S OFFICE. THE STATE DISBURSING OFFICER IS UNDER A \$50,000.00 SURETY BOND AND EACH OF HIS EMPLOYEES IS UNDER A \$5,000.00 BOND.

WE WISH TO EXPRESS OUR APPRECIATION TO THE STAFF OF BOTH THE STATE TREASURER AND THE STATE DISBURSING OFFICE FOR THE COURTESIES AND COOPERATION EXTENDED TO US DURING THE COURSE OF THIS ASSIGNMENT.


RESPECTFULLY SUBMITTED,

  
HENRY L. BRIDGES  
STATE AUDITOR

PREPARED BY:

  
\_\_\_\_\_

APPROVED:

  
\_\_\_\_\_





## STATE OF NORTH CAROLINA

## BALANCE SHEET

AS OF JUNE 30, 1961

GENERAL FUND OPERATING BALANCEASSETSCURRENT ASSETS:

CASH AND/OR TREASURER'S INVESTMENTS (SCHEDULE 1)

\$ 98 102 469 53

TOTAL\$ 98 102 469 53SPECIAL FUNDS (EXCLUDING HIGHWAY FUND) OPERATING BALANCEASSETSCURRENT ASSETS:

CASH AND/OR TREASURER INVESTMENTS (SCHEDULE 1)

\$ 72 647 209 00

INVESTMENT OF INDIVIDUAL FUNDS (PAR VALUE) (EXHIBIT "D" &amp; SCHEDULE 9)

351 939 342 81TOTAL\$424 586 551 81HIGHWAY COMMISSION BALANCECURRENT FUNDASSETSCASH:

IN BANK

\$ 17 700 00

ON DEPOSIT - STATE TREASURER

64 782 470 79 \$ 64 800 170 79INVENTORIES:

STORES

\$ 2 701 883 43

JOB ORDERS IN PROGRESS

65 618 43 2 767 501 86ACCOUNTS RECEIVABLE:

TRAVEL ADVANCE TO EMPLOYEES

\$ 11 945 00

STATE DEPARTMENT, AGENCIES AND INSTITUTIONS

32 205 77

DEPT. OF MOTOR VEHICLES - IMPREST FUND

15 000 00

DUE FROM DEPT. OF MOTOR VEHICLES

4 410 54

DUE FROM UTILITIES AND OTHER PUBLIC SERVICE AGENCIES

3 248 198 62

DUE FROM CITIES AND TOWNS

313 777 28

DUE FROM EMPLOYEES - PAYROLL ADJUSTMENT LOAN

181 14

OTHER RECEIVABLES

4 805 99 3 630 524 34U. S. BUREAU OF PUBLIC ROADS:

DUE ON PROJECTS LET

62 380 688 47

## FEDERAL AID ALLOCATIONS

61 447 415 35

OTHER DEBITS:

SECURITIES AND DEPOSITS HELD FOR OTHER

\$ 183 316 00

DEFERRED PAYROLL CHARGES

496 402 24 679 718 24TOTAL CURRENT FUND\$195 706 019 05

(CONTINUED)



SECTION "A"

LIABILITIES, RESERVES AND SURPLUS

<u>CURRENT LIABILITIES:</u>	
TAXES DUE COUNTIES AND MUNICIPALITIES (SCHEDULE 13)	\$ 11 759 984 07
<u>RESERVES:</u>	
RESERVES FOR PERMANENT APPROPRIATION AND INCOME TAX REFUNDS (SCHEDULE 12)	11 986 430 73
<u>SURPLUS:</u>	
UNAPPROPRIATED OR CREDIT BALANCES (SCHEDULE 8)	<u>74 356 054 73</u>
<u>TOTAL</u>	<u>\$ 98 102 469 53</u>

SECTION "B"

LIABILITIES AND FUND BALANCE

<u>CURRENT LIABILITIES:</u>	
MATURED BONDS AND INTEREST OUTSTANDING (SCHEDULE 14)	\$ 14 802 431 55
FUND BALANCE	<u>409 784 120 26</u>
<u>TOTAL</u>	<u>\$424 586 551 81</u>

SECTION "C"

LIABILITIES, ENCUMBRANCES, RESERVES AND SURPLUS

<u>LIABILITIES:</u>	
ACCOUNTS PAYABLE	\$ 7 714 345 65
DUE TO EQUIPMENT FUND	339 281 15
FEDERAL EXCISE TAX	<u>703 93</u>
	\$ 8 054 330 73
<u>OTHER CREDITS:</u>	
SPECIAL DEPOSITS IN LIEU OF SURETY BONDS	183 316 00
<u>ENCUMBRANCE ALLOTMENTS:</u>	
<u>STATE MAINTENANCE AND CONSTRUCTION:</u>	
PRIMARY SYSTEM	\$ 6 224 771 41
SECONDARY SYSTEM	15 506 836 97
URBAN SYSTEM	2 988 995 85
PUBLIC SERVICE ROADS	1 734 904 18
CAPITAL IMPROVEMENTS	115 742 29
CONSTRUCTION - FEDERAL AID	69 293 570 74
STATE AID TO MUNICIPALITIES	<u>58 713 71</u>
	95 923 535 15
<u>RESERVES:</u>	
RESERVE FOR FEDERAL PARTICIPATIONS	\$61 447 415 35
RESERVE FOR STATE FUND TO MATCH FEDERAL PARTICIPATIONS	20 078 408 63
RESERVE FOR REQUIREMENTS IN EXCESS OF APPROPRIATION FOR STATE AID TO MUNICIPALITIES 1961-62	146 360 18
RESERVE FOR GENERAL ADMINISTRATION	8 755 79
RESERVE FOR APPROPRIATION IN EXCESS OF ESTIMATED REVENUE 1961-62	<u>584 410 00</u>
	82 265 349 95
UNAPPROPRIATED SURPLUS	<u>9 279 487 22</u>
<u>TOTAL CURRENT FUND</u>	<u>\$195 706 019 05</u>

(CONTINUED)





HIGHWAY COMMISSION BALANCE (CONT'D.)

EQUIPMENT FUND

ASSETS

<u>ACCOUNTS RECEIVABLE:</u>	
DUE FROM CURRENT FUND	\$ 339 281 15
EQUIPMENT - LESS DEPRECIATION	21 335 909 61
<u>TOTAL EQUIPMENT FUND</u>	<u>\$ 21 675 190 76</u>
<u>GRAND TOTAL HIGHWAY COMMISSION</u>	<u>\$217 381 209 81</u>

BONDED DEBT SECTION

ASSETS AND OTHER DEBITS

<u>BONDS AND INTEREST PAYABLE FROM SINKING FUNDS:</u>	
<u>GENERAL FUND:</u>	
CASH (EXHIBIT "E")	\$ 417 360 06
INVESTMENTS (PAR VALUE) (SCHEDULE 11)	28 946 000 00
AMOUNT TO BE RAISED THROUGH INTEREST ON INVESTMENTS	132 124 94
<u>TOTAL GENERAL FUND</u>	<u>\$ 29 495 485 00</u>
<u>HIGHWAY FUND:</u>	
CASH (EXHIBIT "E")	\$ (3 979 546 89)
INVESTMENTS (PAR VALUE) (SCHEDULE 11)	7 632 000 00
AMOUNT TO BE RAISED THROUGH INTEREST ON INVESTMENTS	(123 828 11)
<u>TOTAL HIGHWAY FUND</u>	<u>\$ 3 528 625 00</u>
<u>BONDS AND INTEREST PAYABLE FROM FUTURE REVENUE:</u>	
<u>GENERAL FUND:</u>	
CASH (SINKING FUND PORT BONDS) (EXHIBIT "E")	\$ 324 927 10
AMOUNT TO BE RAISED THROUGH FUTURE REVENUE COLLECTIONS	137 055 225 40
<u>TOTAL GENERAL FUND</u>	<u>\$137 380 152 50</u>
<u>HIGHWAY FUND (SECONDARY ROAD BONDS):</u>	
CASH (SECONDARY ROAD DEBT SERVICE)	\$ 15 134 568 22
AMOUNT TO BE RAISED FROM 1¢ ROAD TAX PER GALLON OF GASOLINE SOLD IN N. C.	96 107 619 28
<u>TOTAL HIGHWAY FUND</u>	<u>\$111 242 187 50</u>
<u>TOTAL BONDED DEBT</u>	<u>\$281 646 450 00</u>

CAPITAL ASSETS

<u>CAPITAL ASSETS:</u>	
STATE HIGHWAYS, BUILDINGS, REAL ESTATE AND OTHER FIXED ASSETS (SCHEDULE 15)	\$1 669 850 458 87
<u>OTHER INVESTMENTS:</u>	
INVESTMENT IN RAILROAD STOCK (SCHEDULE 10)	5 223 584 00
<u>TOTAL CAPITAL ASSETS</u>	<u>\$1 675 074 042 87</u>
<u>GRAND TOTAL ALL SECTIONS</u>	<u>\$2 696 790 724 02</u>

SECTION "C" (CONT'D.)

INVESTMENTS

INVESTMENT IN EQUIPMENT FUND \$ 21 675 190 76

TOTAL EQUIPMENT FUND \$ 21 675 190 76

GRAND TOTAL HIGHWAY COMMISSION \$217 381 209 81

SECTION "D"

LIABILITIES

	<u>PRINCIPAL</u>	<u>INTEREST</u>	<u>TOTAL</u>
<u>BONDS AND INTEREST PAYABLE</u>			
DUE FISCAL YEAR 1961-62 (SCHEDULE 19)	\$ 3 423 000 00	\$ 1 058 712 50	\$ 4 481 712 50
DUE AFTER FISCAL YEAR 1961-62 (SCHEDULE 19)	21 977 000 00	3 036 772 50	25 013 772 50

TOTAL GENERAL FUND \$ 25 400 000 00    \$ 4 095 485 00    \$ 29 495 485 00

	<u>PRINCIPAL</u>	<u>INTEREST</u>	<u>TOTAL</u>
<u>BONDS AND INTEREST PAYABLE</u>			
DUE FISCAL YEAR 1961-62 (SCHEDULE 19)	\$ 1 500 000 00	\$ 116 280 00	\$ 1 616 280 00
DUE AFTER FISCAL YEAR 1961-62 (SCHEDULE 19)	1 834 000 00	78 345 00	1 912 345 00

TOTAL HIGHWAY FUND \$ 3 334 000 00    \$ 194 625 00    \$ 3 528 625 00

	<u>PRINCIPAL</u>	<u>INTEREST</u>	<u>TOTAL</u>
<u>BONDS AND INTEREST PAYABLE</u>			
DUE FISCAL YEAR 1961-62 (SCHEDULE 19)	\$ 6 505 000 00	\$ 2 700 757 50	\$ 9 205 757 50
DUE AFTER FISCAL YEAR 1961-62 (SCHEDULE 19)	106 405 000 00	21 769 395 00	128 174 395 00

TOTAL GENERAL FUND \$112 910 000 00    \$24 470 152 50    \$137 380 152 50

	<u>PRINCIPAL</u>	<u>INTEREST</u>	<u>TOTAL</u>
<u>BONDS AND INTEREST PAYABLE</u>			
DUE FISCAL YEAR 1961-62 (SCHEDULE 19)	\$ 10 700 000 00	\$ 1 616 750 00	\$ 12 316 750 00
DUE AFTER FISCAL YEAR 1961-62 (SCHEDULE 19)	92 150 000 00	6 775 437 50	98 925 437 50
<u>TOTAL HIGHWAY FUND</u>	<u>\$102 850 000 00</u>	<u>\$ 8 392 187 50</u>	<u>\$111 242 187 50</u>

TOTAL BONDED DEBT \$244 494 000 00    \$37 152 450 00    \$281 646 450 00

SECTION "E"

INVESTMENT IN CAPITAL ASSETS - CAPITAL SURPLUS \$1 675 074 042 87

TOTAL \$1 675 074 042 87

GRAND TOTAL ALL SECTIONS \$2 696 790 724 02





## STATEMENT OF RECEIPTS AND EXPENDITURES

## GENERAL FUND

FISCAL YEAR ENDED JUNE 30, 1961

<u>RECEIPTS</u>	<u>GROSS REVENUE COLLECTION</u>	<u>REFUNDS OR RESERVES SET- UP TO BE REFUNDED</u>	<u>NET REVENUE COLLECTIONS</u>
<u>SCHEDULE "A" - INHERITANCE TAX</u>	\$ 7 296 274 19	\$ 72 149 66	\$ 7 224 124 53
<u>SCHEDULE "B" - PRIVILEGE LICENSES</u>	\$ 7 274 335 93	\$ 152 107 50	\$ 7 122 228 43
<u>SCHEDULE "C" - FRANCHISE TAX:</u>			
RAILROADS	\$ 1 147 470 79	\$ -0-	\$ 1 147 470 79
PUBLIC UTILITIES	14 049 805 19	1 046 335 01	13 003 470 18
TELEPHONE COMPANIES	6 232 360 26	420 111 38	5 812 248 88
DOMESTIC CORPORATION	4 029 531 31	25 805 78	4 003 725 53
FOREIGN CORPORATION	4 421 033 80	15 462 35	4 405 571 45
ALL OTHERS	116 186 50	73 07	116 113 43
<u>TOTAL FRANCHISE TAX</u>	\$ 29 996 387 85	\$ 1 507 787 59	\$ 28 488 600 26
<u>SCHEDULE "O" - INCOME TAX:</u>			
INDIVIDUAL INCOME TAX	\$109 650 688 91	\$15 895 014 51	\$ 93 755 674 40
DOMESTIC CORPORATION	20 663 602 95	187 703 72	20 475 899 23
FOREIGN CORPORATION	22 743 338 99	347 318 71	22 396 020 28
DECLARATIONS	8 914 700 85	-0-	8 914 700 85
PENALTIES AND INTEREST	1 219 228 15	-0-	1 219 228 15
<u>TOTAL INCOME TAX</u>	\$163 191 559 85	\$16 430 036 94	\$146 761 522 91
<u>SCHEDULE "E" - SALES TAX</u>	\$ 90 097 651 68	\$ 284 532 16	\$ 89 813 119 52
<u>SCHEDULE "F" - BEVERAGE TAX</u>	\$ 18 056 424 47	\$ 2 983 902 39	\$ 15 072 522 08
<u>SCHEDULE "G" - GIFT TAX</u>	\$ 585 872 40	\$ 10 309 28	\$ 575 563 12
<u>SCHEDULE "H" - INTANGIBLE TAX</u>	\$ 10 207 778 08	\$ 9 524 120 16	\$ 683 657 92
<u>SCHEDULE "I-A" - FREIGHT CAR LINES</u>	\$ 67 177 79	\$ -0-	\$ 67 177 79
<u>SCHEDULE "I-B" - INSURANCE TAX</u>	\$ 14 161 852 03	\$ 16 764 23	\$ 14 145 087 80
<u>SCHEDULE "I-C" - BANK EXCISE TAX</u>	\$ 1 828 806 22	\$ 1 911 62	\$ 1 826 894 60
<u>SCHEDULE "I-O" - BUILDING AND LOAN TAX</u>	\$ 1 243 268 98	\$ 9 527 12	\$ 1 233 741 86
<u>MISCELLANEOUS UNDER REVENUE ACT</u>	\$ 21 019 11	\$ -0-	\$ 21 019 11
<u>TOTAL COLLECTIONS UNDER REVENUE ACT</u>	\$344 028 408 58	\$30 993 148 65	\$313 035 259 93

(CONTINUED)



<u>EXPENDITURES</u>	<u>GROSS EXPENDITURES</u>	<u>LESS: EXPENDITURES FROM INSTITUTIONAL AND DEPARTMENTAL RECEIPTS</u>	<u>EXPENDED FROM STATE APPROPRIATION</u>
I <u>GENERAL GOVERNMENT:</u>			
A. LEGISLATIVE	\$ 996 294 39	\$ 2 28	\$ 996 292 11
B. JUDICIAL	1 130 692 53	393 53	1 130 299 00
C. EXECUTIVE AND ADMINISTRATIVE	7 853 435 06	862 004 86	6 991 430 20
II <u>PUBLIC SAFETY AND REGULATION</u>	3 841 344 70	707 595 95	3 133 748 75
III <u>CORRECTION</u>	2 061 248 58	206 612 22	1 854 636 36
IV <u>PUBLIC WELFARE</u>	63 338 564 23	52 459 681 83	10 878 882 40
V <u>EDUCATION</u>	254 231 087 27	46 802 643 08	207 428 444 19
VI <u>NON-HIGHWAY TRANSPORTATION</u>	177 454 79	511 34	176 943 45
VII <u>HEALTH AND HOSPITALS</u>	38 807 514 67	10 701 691 91	28 105 822 76
VIII <u>NATURAL RESOURCES AND RECREATION</u>	5 778 840 34	1 910 915 35	3 867 924 99
IX <u>AGRICULTURE</u>	10 957 371 99	5 234 771 13	5 722 600 86
X <u>RETIREMENT AND PENSIONS</u>	16 758 593 04	45 596 42	16 712 996 62
XI <u>DEBT SERVICE</u>	9 296 280 14	-0-	9 296 280 14
<u>TOTALS</u>	<u>\$415 228 721 73</u>	<u>\$118 932 419 90</u>	<u>\$296 296 301 83</u>

(CONTINUED)





<u>RECEIPTS</u>	GROSS REVENUE COLLECTION	REFUNDS OR RESERVES SET- UP TO BE REFUNDED	NET REVENUE COLLECTIONS
<u>NON-TAX REVENUE (FEES, INTEREST, ETC.):</u>			
SECRETARY OF STATE	\$ 315 469 91	\$ 3 357 02	\$ 312 112 89
THE GOVERNOR'S OFFICE	78 548 00	7 50	78 540 50
THE STATE AUDITOR	13 343 20	-0-	13 343 20
SUPREME COURT	8 924 32	-0-	8 924 32
INDUSTRIAL COMMISSION	179 470 41	-0-	179 470 41
INSURANCE DEPARTMENT FEES	14 159 10	-0-	14 159 10
SECURITIES	27 093 17	-0-	27 093 17
ATTORNEY GENERAL	375 00	-0-	375 00
GAS AND OIL INSPECTION FEES	5 157 208 71	-0-	5 157 208 71
REAL ESTATE LICENSING BOARD	16 584 17	-0-	16 584 17
INTEREST ON LOAN TO ATLANTIC & N.C.R.R.	754 54	-0-	754 54
RAILROAD DIVIDENDS	235 346 00	-0-	235 346 00
BOARD OF REFRIGERATION EXAMINERS	62 61	-0-	62 61
INTEREST ON TREASURER'S INVESTMENTS	6 906 905 93	-0-	6 906 905 93
STONE WILL CASE	500 00	-0-	500 00
MISCELLANEOUS	30 60	-0-	30 60
<u>TOTAL NON-TAX REVENUE</u>	<u>\$ 12 954 775 67</u>	<u>\$ 3 364 52</u>	<u>\$ 12 951 411 15</u>
<u>TOTAL GENERAL FUND REVENUE</u>	<u>\$356 983 184 25</u>	<u>\$30 996 513 17</u>	<u>\$325 986 671 08</u>
<u>PLUS:</u>			
CREDIT BALANCE 7-1-60			\$ 44 646 685 48
LOAN TO ATLANTIC AND N.C.R.R.			19 000 00
<u>TOTAL REVENUE COLLECTIONS, PLUS CREDIT</u>			
<u>BALANCE 7-1-60 AND LOAN TO ATLANTIC AND</u>			
<u>N.C.R.R.</u>			<u>\$370 652 356 56</u>

<u>EXPENDITURES</u>	<u>GROSS EXPENDITURES</u>	<u>LESS: EXPENDITURES FROM INSTITUTIONAL AND DEPARTMENTAL RECEIPTS</u>	<u>EXPENDED FROM STATE APPRDRIATION</u>
EXPENDED FROM STATE APPROPRIATION			\$296 296 301 83
CREDIT BALANCE 6-30-61			<u>74 356 054 73</u>
<u>TOTAL EXPENDITURE PLUS CREDIT BALANCE</u>			<u><u>\$370 652 356 56</u></u>





GENERAL FUND

STATEMENT OF APPROPRIATIONS, RECEIPTS, DISBURSEMENTS AND BALANCES

FOR THE FISCAL YEAR ENDED JUNE 30, 1961

CODE NUMBER		APPROPRIATION	LEGISLATIVE SALARY INCREASES	1959-1960 TRANSFERRED TO 1960-1961
I	<u>GENERAL GOVERNMENT:</u>			
	<u>A. LEGISLATIVE:</u>			
10021	1. GENERAL ASSEMBLY	\$ 979 159 07	\$ -0-	\$ -0-
	<u>B. JUDICIAL:</u>			
10041	1. SUPREME COURT - JUSTICES	112 500 00	-0-	-0-
10043	2. SUPREME COURT DEPARTMENTAL EXPENSE	136 836 00	-0-	-0-
10045	3. SUPREME COURT - PRINTING REPORTS AND REPRINTS	30 000 00	-0-	-0-
10061	4. SUPERIOR COURT - JUDGES	627 460 00	-0-	-0-
10063	5. SUPERIOR COURT - SOLICITORS	228 528 00	-0-	-0-
10081	6. JUDICIAL COUNCIL	8 880 00	-0-	-0-
10101	7. TRIAL EXPENSE	-0-	-0-	-0-
	<u>C. EXECUTIVE AND ADMINISTRATIVE:</u>			
10121	1. THE GOVERNOR'S OFFICE	132 562 00	3 210 00	-0-
10141	2. THE LIEUTENANT GOVERNOR	3 100 00	-0-	-0-
10161	3. DEPARTMENT OF ADMINISTRATION	1 321 210 00	25 683 00	60 607 00
10181	4. DEPARTMENT OF PERSONNEL	159 838 00	5 016 00	2 400 00
10201	5. MERIT COUNCIL SYSTEM	44 485 00	2 496 00	-0-
10221	6. SECRETARY OF STATE	95 319 00	3 404 00	-0-
10241	7. STATE AUDITOR	216 613 00	7 257 00	4 650 00
	<u>8. STATE TREASURER:</u>			
10261	1. STATE TREASURER	161 180 00	5 111 00	6 000 00
10263	2. LOCAL GOVERNMENT COMMISSION	78 689 00	1 691 00	5 643 00
	<u>9. DEPARTMENT OF JUSTICE:</u>			
10281	1. ATTORNEY GENERAL	159 604 00	1 992 00	-0-
10283	2. BUREAU OF INVESTIGATION	308 164 00	11 614 00	2 646 00
10285	3. GENERAL STATUTES COMMISSION	5 130 00	-0-	-0-
10301	10. DEPARTMENT OF REVENUE	3 716 613 00	162 901 00	24 150 00
10321	11. DEPARTMENT OF TAX RESEARCH	75 085 00	1 979 00	-0-
10341	12. TAX REVIEW BOARD	12 527 00	300 00	-0-
10361	13. STATE BOARD OF ELECTIONS	24 784 00	288 00	-0-
10401	14. N.C. GRAIN COMMISSION	-0-	-0-	-0-
10402	15. COMMISSION TO STUDY THE PUBLIC SCHOOL EDUCATION OF EXCEPTIONALLY TALENTED CHILDREN	-0-	-0-	6 759 00
10403	16. STATE ADVISORY COMMITTEE ON AVIATION	-0-	-0-	-0-
10404	17. COMMISSION FOR THE STUDY OF TWELVE MONTHS USE OF PUBLIC SCHOOL BUILDINGS AND FACILITIES FOR PUBLIC SCHOOL PURPOSES	-0-	-0-	4 242 00
10405	18. COMMISSION FOR THE STUDY OF TEACHER MERIT PAY AND IMPLEMENTATION OF A REVISED PUBLIC SCHOOL CURRICULUM	-0-	-0-	13 840 00
10407	19. N.C. CONFEDERATE CENTENNIAL COMMISSION	-0-	-0-	-0-
10408	20. CAROLINA CHARTER TERCENTENARY COMMISSION	-0-	-0-	-0-
10409	21. ATOMIC ENERGY COMMITTEE	-0-	-0-	-0-
10410	22. ADVISORY COMMITTEE TO STUDY TEACHER EVALUATION, RATING AND CERTIFICATION	-0-	-0-	-0-
10421	23. INTERSTATE COOPERATION COMMISSION	-0-	-0-	-0-
10423	24. COMMISSION ON REORGANIZATION OF STATE GOVERNMENT	-0-	-0-	-0-
10425	25. N.C. EMPLOY OF THE PHYSICALLY HANDICAPPED COMMISSION	-0-	-0-	-0-
10441	26. COMMISSION FOR THE STUDY OF THE CAUSE AND CONTROL OF CANCER IN NORTH CAROLINA	-0-	-0-	-0-
10601	27. PRESIDENTIAL ELECTORS COMMISSION	-0-	-0-	-0-
10641	28. CONTINGENT AND EMERGENCY	2 125 000 00	-0-	-0-
	29. REIMBURSEMENTS TO C & E	-0-	-0-	-0-
10663	30. LEGISLATIVE SALARY INCREASES	1 983 000 00	-0-	-0-
10664	31. LEGISLATIVE SALARY ADJUSTMENTS	350 000 00	-0-	202 513 00
	<u>TOTAL GENERAL GOVERNMENT</u>	<u>\$ 13 096 266 07</u>	<u>\$ 232 942 00</u>	<u>\$ 333 450 00</u>

(CONTINUED)



EXHIBIT "C"

	ALLOTMENTS FROM C & E	TRANSFERS FROM OTHER CODES	REGULAR RECEIPTS	TRANSFERS TO OTHER CODES	REGULAR DISBURSEMENTS	UNEXPENDED BALANCE JUNE 30, 1961
1.	\$ 17 133 04	\$ -0-	\$ 2 28	\$ -0-	\$ 996 294 39	\$ -0-
1.	-0-	-0-	-0-	-0-	112 500 00	-0-
2.	4 376 00	-0-	67 60	-0-	139 233 36	2 046 24
3.	-0-	-0-	-0-	-0-	30 000 00	-0-
4.	-0-	-0-	325 93	-0-	615 939 81	11 846 12
5.	-0-	-0-	-0-	-0-	228 447 86	80 14
6.	-0-	-0-	-0-	-0-	3 521 50	5 358 50
7.	1 050 00	-0-	-0-	-0-	1 050 00	-0-
1.	23 800 00	-0-	1 017 35	-0-	160 390 50	198 85
2.	-0-	-0-	-0-	-0-	3 100 00	-0-
3.	9 925 00	20 000 00	482 053 74	62 468 00	1 824 221 20	32 789 54
4.	-0-	-0-	665 00	-0-	159 255 60	8 663 40
5.	-0-	38 974 80	79 86	-0-	76 681 79	9 353 87
6.	-0-	-0-	104 33	-0-	81 702 90	17 124 43
7.	-0-	7 372 00(1)	464 06	-0-	232 512 05	3 844 01
8.						
1.	-0-	-0-	25 291 15	7 372 00(1)	181 750 94	8 459 21
2.	-0-	-0-	6 109 38	-0-	85 672 32	6 460 06
9.						
1.	5 000 00	-0-	41 568 56	-0-	198 771 04	9 393 52
2.	9 902 00	-0-	5 431 51	-0-	326 884 95	10 872 56
3.	2 550 00	-0-	511 20	-0-	7 903 41	287 79
10.	-0-	-0-	237 116 04	-0-	4 082 749 72	58 030 32
11.	-0-	-0-	288 00	-0-	73 021 76	4 330 24
12.	-0-	-0-	-0-	-0-	4 384 64	8 442 36
13.	-0-	-0-	1 650 00	-0-	25 235 45	1 486 55
14.	12 000 00	-0-	-0-	-0-	11 173 76	826 24
15.	51 467 00	-0-	159 00	-0-	58 131 20	253 80
16.	1 455 51	-0-	-0-	-0-	455 21	1 000 30
17.	-0-	-0-	-0-	-0-	835 06	3 406 94
18.	-0-	-0-	-0-	-0-	5 583 40	8 256 60
19.	33 633 00	-0-	-0-	-0-	33 550 59	82 41
20.	21 200 00	-0-	-0-	-0-	20 387 50	812 50
21.	-0-	-0-	-0-	-0-	-0-	-0-
22.	122 241 00	-0-	-0-	122 241 00	-0-	-0-
23.	-0-	-0-	-0-	-0-	-0-	-0-
24.	12 897 82	-0-	-0-	-0-	12 897 82	-0-
25.	1 000 00	-0-	-0-	-0-	833 15	166 85
26.	289 45	-0-	-0-	-0-	289 45	-0-
27.	350 65	-0-	-0-	-0-	350 65	-0-
28.	-0-	-0-	-0-	1 721 942 59(1)	-0-	403 057 41
29.	-0-	-0-	520 88	-0-	-0-	520 88
30.	-0-	-0-	-0-	1 273 095 00(1)	-0-	709 905 00
31.	-0-	-0-	-0-	552 513 00(1)	-0-	-0-
	<u>\$ 330 270 47</u>	<u>\$ 66 346 80</u>	<u>\$ 803 425 87</u>	<u>\$ 3 739 631 59</u>	<u>\$ 9 795 712 98</u>	<u>\$ 1 327 356 64</u>

(CONTINUED)





CODE NUMBER		APPROPRIATION	LEGISLATIVE SALARY INCREASES	1959-1960 TRANSFERRED TO 1960-1961
<u>II PUBLIC SAFETY AND REGULATION:</u>				
<u>1. THE ADJUTANT GENERAL:</u>				
12021	1. THE ADJUTANT GENERAL'S OFFICE	\$ 484 535 00	\$ 4 491 00	\$ -0-
12023	2. ARMORY COMMISSION	21 000 00	-0-	-0-
12041	2. STATE CIVIL AIR PATROL	15 000 00	128 00	-0-
12061	3. STATE COUNCIL OF CIVIL DEFENSE	72 940 00	2 038 00	4 754 00
12081	4. AUTOMOBILE DRIVERS' FINANCIAL RESPONSIBILITY PROGRAM	198 502 00	5 604 00	-0-
12101	5. UTILITIES COMMISSION	247 218 00	6 856 00	-0-
<u>6. INSURANCE DEPARTMENT:</u>				
12121	1. INSURANCE DEPARTMENT	353 119 00	7 320 00	-0-
12123	2. STATE PROPERTY FIRE INSURANCE	250 000 00	-0-	-0-
12125	3. FIREMEN'S RELIEF	1 750 00	-0-	-0-
12127	4. BUILDING CODE COUNCIL	7 258 00	-0-	-0-
12141	7. DEPARTMENT OF LABOR	468 713 00	17 949 00	958 00
12161	8. INDUSTRIAL COMMISSION	261 238 00	6 301 00	-0-
12181	9. STATE BOARD OF ALCOHOLIC CONTROL	451 088 00	9 480 00	-0-
12201	10. DEPARTMENT OF AGRICULTURE - GASOLINE AND OIL INSPECTION SERVICES	309 924 00	14 702 00	4 750 00
<u>TOTAL PUBLIC SAFETY AND REGULATION</u>		<u>\$ 3 142 285 00</u>	<u>\$ 74 869 00</u>	<u>\$ 10 462 00</u>
<u>III CORRECTION:</u>				
<u>1. BOARD OF CORRECTION AND TRAINING:</u>				
14021	1. GENERAL ADMINISTRATION	\$ 49 508 00	\$ 2 115 00	\$ -0-
14023	2. STONEWALL JACKSON TRAINING SCHOOL	413 007 00	8 790 00	-0-
14025	3. STATE HOME AND INDUSTRIAL SCHOOL FOR GIRLS	273 326 00	4 013 00	14 148 00
14027	4. MORRISON TRAINING SCHOOL	409 976 00	9 996 00	4 726 00
14029	5. EASTERN CAROLINA TRAINING SCHOOL	206 712 00	4 283 00	3 757 00
14031	6. STATE TRAINING SCHOOL FOR NEGRO GIRLS	185 039 00	4 483 00	1 785 00
14033	7. LEONARD TRAINING SCHOOL	183 235 00	2 556 00	41 171 00
14035	8. JUVENILE EVALUATION TREATMENT CENTER	-0-	-0-	-0-
14101	2. FUGITIVES FROM JUSTICE	6 000 00	-0-	-0-
<u>TOTAL CORRECTION</u>		<u>\$ 1 726 803 00</u>	<u>\$ 36 236 00</u>	<u>\$ 65 587 00</u>
<u>IV PUBLIC WELFARE:</u>				
16021	1. DEPARTMENT OF PUBLIC WELFARE	\$ 8 977 383 00	\$ 9 524 00	\$ 161 665 00
16041	2. STATE COMMISSION FOR THE BLIND	957 963 00	5 022 00	-0-
<u>3. VETERANS COMMISSION:</u>				
16061	1. VETERANS COMMISSION	324 098 00	10 290 00	3 200 00
16063	2. COUNTY SERVICE OFFICERS	90 000 00	-0-	-0-
16081	4. CONFEDERATE WOMENS HOME	56 755 00	1 440 00	395 00
16101	5. OXFORD ORPHANAGE	52 250 00	-0-	-0-
16111	6. JUNIOR ORDER ORPHANAGE	55 000 00	-0-	-0-
16121	7. OXFORD COLORED ORPHANAGE	86 000 00	-0-	-0-
16131	8. ODD FELLOWS HOME	11 000 00	-0-	-0-
16141	9. PYTHIAN HOME	11 000 00	-0-	-0-
16151	10. ALEXANDER SCHOOL, INC.	22 000 00	-0-	-0-
<u>TOTAL PUBLIC WELFARE</u>		<u>\$ 10 643 449 00</u>	<u>\$ 26 276 00</u>	<u>\$ 165 260 00</u>
<u>V EDUCATION:</u>				
18021	1. DEPARTMENT OF PUBLIC INSTRUCTION	\$ 533 612 00	\$ 13 038 00	\$ -0-
<u>2. STATE BOARD OF EDUCATION:</u>				
18041	1. NINE MONTHS SCHOOL FUND	164 428 936 00	-0-	-0-
18043	2. STATE BOARD OF EDUCATION	279 323 00	8 795 00	-0-
18044	3. SALARY SUPPLEMENT FOR PUBLIC SCHOOL TEACHERS	7 220 140 00	-0-	-0-

(CONTINUED)

	ALLOTMENTS FROM C & E	TRANSFERS FROM OTHER CODES	REGULAR RECEIPTS	TRANSFERS TO OTHER CODES	REGULAR DISBURSEMENTS	UNEXPENDED BALANCE JUNE 30, 1961
1.						
1.	\$ -0-	\$ -0-	\$ 81 201 71	\$ -0-	\$ 545 602 64	\$ 24 625 07
2.	-0-	-0-	4 450 00	1 604 02	23 845 98	-0-
3.	-0-	-0-	-0-	-0-	13 255 32	1 872 68
3.	18 856 00	-0-	49 631 09	140 44	144 967 89	3 110 76
4.	37 830 00	-0-	-0-	226 744 78	-0-	15 191 22
5.	-0-	135 301 70	39 088 73	-0-	395 685 36	32 779 07
6.						
1.	-0-	-0-	137 159 93	-0-	464 703 50	32 895 43
2.	-0-	-0-	-0-	250 000 00	-0-	-0-
3.	-0-	-0-	-0-	-0-	1 750 00	-0-
4.	-0-	-0-	1 435 50	-0-	790 07	7 903 43
7.	12 139 00	-0-	238 170 45	-0-	736 773 78	1 155 67
8.	-0-	-0-	19 301 83	-0-	277 646 73	9 194 10
9.	-0-	-0-	1 149 09	-0-	441 457 52	20 259 57
10.	-0-	-0-	705 92	-0-	316 376 67	13 705 25
	<u>\$ 68 825 00</u>	<u>\$ 135 301 70</u>	<u>\$ 572 294 25</u>	<u>\$ 478 489 24</u>	<u>\$ 3 362 855 46</u>	<u>\$ 162 692 25</u>
1.						
1.	\$ -0-	\$ -0-	\$ 805 27	\$ -0-	\$ 52 271 90	\$ 156 37
2.	-0-	-0-	58 729 76	-0-	455 208 76	25 318 00
3.	-0-	-0-	30 079 91	-0-	303 077 78	18 489 13
4.	-0-	-0-	44 894 91	-0-	468 021 00	1 571 91
5.	-0-	-0-	29 205 71	-0-	240 956 71	3 001 00
6.	16 000 00	-0-	21 971 65	16 000 00	203 477 71	9 800 94
7.	49 896 00	-0-	20 924 01	-0-	267 856 05	29 925 96
8.	50 000 00	-0-	-0-	50 000 00	-0-	-0-
2.	-0-	-0-	1 00	-0-	4 378 67	1 622 33
	<u>\$ 115 896 00</u>	<u>\$ -0-</u>	<u>\$ 206 612 22</u>	<u>\$ 66 000 00</u>	<u>\$ 1 995 248 58</u>	<u>\$ 89 885 64</u>
		( 48 364 234 83 )				
1.	\$ -0-	(\$ 56 563 98(1))	\$ 192 679 83	\$ 801 306 35	\$ 56 947 720 98	\$ 13 023 31
2.	25 000 00	3 717 894 82	178 983 03	894 67	4 880 922 26	3 045 92
3.						
1.	-0-	-0-	464 38	-0-	321 503 40	16 548 98
2.	-0-	-0-	-0-	-0-	87 977 14	2 022 86
4.	-0-	-0-	5 424 94	-0-	60 989 43	3 025 51
5.	-0-	-0-	-0-	-0-	52 250 00	-0-
6.	-0-	-0-	-0-	-0-	55 000 00	-0-
7.	-0-	-0-	-0-	-0-	86 000 00	-0-
8.	-0-	-0-	-0-	-0-	11 000 00	-0-
9.	-0-	-0-	-0-	-0-	11 000 00	-0-
10.	-0-	-0-	-0-	-0-	22 000 00	-0-
	<u>\$ 25 000 00</u>	<u>\$52 138 693 63</u>	<u>\$ 377 552 18</u>	<u>\$ 802 201 02</u>	<u>\$ 62 536 363 21</u>	<u>\$ 37 666 58</u>
1.	\$ 9 125 00	\$ 55 370 60	\$ 42 738 35	\$ 4 125 00(1)	\$ 603 941 38	\$ 45 817 57
2.						
1.	-0-	6 816 590 00	3 204 827 94	-0-	172 121 430 50	2 328 923 44
2.	-0-	-0-	3 890 25	-0-	270 972 09	21 036 16
3.	-0-	-0-	-0-	7 220 140 00	-0-	-0-

(CONTINUED)





CODE NUMBER		APPROPRIATION	LEGISLATIVE SALARY INCREASES	1959-1960 TRANSFERRED TO 1960-1961
V	<u>EDUCATION (CONT'D.):</u>			
	<u>2. STATE BOARD OF EDUCATION (CONT'D.):</u>			
18045	4. VOCATIONAL EDUCATION	\$ 4 870 614 00	\$ 15 253 00	\$ 52 365 00
18047	5. PURCHASE OF FREE TEXTBOOKS	2 301 522 00	-0-	-0-
18049	6. VOCATIONAL TEXTILE SCHOOL	79 259 00	2 201 00	-0-
18051	7. PURCHASE OF SCHOOL BUSES	2 639 690 00	-0-	-0-
18053	8. ADMINISTRATION OF STATE SCHOOL PLANT CONSTRUCTION, IMPROVEMENT AND REPAIR FUND	82 127 00	2 052 00	-0-
18055	9. VOCATIONAL REHABILITATION	762 035 00	5 865 00	-0-
18057	10. VOCATIONAL EDUCATION - INDUSTRIAL EDUCATION CENTERS	-0-	-0-	48 918 00
18059	11. INSTRUCTION AND TRAINING FOR TRAINABLE MENTALLY HANDICAPPED CHILDREN	230 159 00	300 00	-0-
18061	12. NATIONAL DEFENSE EDUCATION PROGRAM	50 000 00	404 00	-0-
18063	13. PROGRAM OF EDUCATION BY TELEVISION	50 000 00	-0-	-0-
18081	3. STATE BOARD OF HIGHER EDUCATION	66 484 00	855 00	3 352 00
	<u>4. UNIVERSITY OF NORTH CAROLINA (CONSOLIDATED):</u>			
18101	1. GENERAL ADMINISTRATION	173 120 00	2 183 00	-0-
18103	2. UNIVERSITY OF NORTH CAROLINA - LONG RANGE PROGRAM	-0-	160 00	8 110 00
	<u>3. UNIVERSITY OF NORTH CAROLINA:</u>			
18121	A. UNIVERSITY OF NORTH CAROLINA	5 447 273 00	63 882 00	30 000 00
18122	B. COMPUTER LABORATORY	75 000 00	1 075 00	-0-
18123	C. DIVISION OF HEALTH AFFAIRS	2 629 967 00	22 041 00	-0-
18141	4. STATE COLLEGE OF AGRICULTURE AND ENGINEERING	5 376 048 00	75 162 00	15 000 00
18161	5. THE WOMAN'S COLLEGE	1 894 972 00	22 263 00	-0-
18181	5. EAST CAROLINA COLLEGE	1 889 752 00	16 932 00	-0-
18201	6. THE AGRICULTURAL AND TECHNICAL COLLEGE	1 396 881 00	27 767 00	26 447 00
18221	7. WESTERN CAROLINA COLLEGE	691 565 00	7 782 00	41 739 00
18241	8. APPALACHIAN STATE TEACHERS COLLEGE	985 516 00	9 765 00	60 638 00
18261	9. PEMBROKE STATE COLLEGE	211 622 00	1 236 00	-0-
18281	10. WINSTON-SALEM TEACHERS COLLEGE	455 198 00	4 548 00	23 985 00
18301	11. ELIZABETH CITY STATE TEACHERS COLLEGE	340 994 00	2 280 00	10 315 00
18321	12. FAYETTEVILLE STATE TEACHERS COLLEGE	333 322 00	3 144 00	49 816 00
18341	13. NORTH CAROLINA COLLEGE AT DURHAM	1 058 627 00	13 758 00	21 368 00
18361	14. NORTH CAROLINA SCHOOL FOR THE DEAF	869 271 00	15 465 00	9 661 00
18381	15. STATE SCHOOL FOR THE BLIND AND DEAF	763 301 00	11 067 00	23 122 00
	<u>16. STUDENT LOAN FUND:</u>			
18403	1. STATE BOARD OF EDUCATION - TEACHER EDUCATION	435 000 00	-0-	-0-
	<u>17. NORTH CAROLINA EDUCATIONAL RADIO AND TELEVISION COMMISSION:</u>			
18423	1. UNIVERSITY OF NORTH CAROLINA GENERAL ADMINISTRATION - WUNCTV	58 291 00	677 00	-0-
18425	2. UNIVERSITY OF NORTH CAROLINA - STATION WUNCTV	54 326 00	1 269 00	-0-
18427	3. STATE COLLEGE - STATION WUNCTV	54 183 00	821 00	-0-
18429	4. WOMAN'S COLLEGE - STATION WUNCTV	34 862 00	600 00	-0-
18441	18. DEPARTMENT OF ARCHIVES AND HISTORY	382 727 00	24 447 00	12 449 00
	<u>19. STATE LIBRARY:</u>			
18461	1. STATE LIBRARY	119 394 00	2 641 00	3 143 00
18463	2. STATE AID TO PUBLIC LIBRARIES	456 346 00	1 216 00	-0-
18481	20. STATE ART SOCIETY	132 681 00	3 568 00	2 324 00
18501	21. NORTH CAROLINA SYMPHONY SOCIETY, INC.	30 000 00	-0-	4 712 00
18521	22. ROANOKE ISLAND HISTORICAL ASSOCIATION	-0-	-0-	-0-
18543	23. MOORE'S CREEK BATTLEGROUND ASSOCIATION	500 00	-0-	-0-
18561	24. SOUTHERN APPALACHIAN HISTORICAL ASSOCIATION	-0-	-0-	-0-
	<u>25. DEPARTMENT OF ADMINISTRATION:</u>			
18661	1. COMMUNITY COLLEGES	236 631 00	-0-	-0-

(CONTINUED)



	ALLOTMENTS FROM C & E	TRANSFERS FROM OTHER CODES	REGULAR RECEIPTS	TRANSFERS TO OTHER CODES	REGULAR DISBURSEMENTS	UNEXPENDED BALANCE JUNE 30, 1961
2.						
4.	\$ -0-	\$ 2 431 816 34	\$ 9 805 88	\$ 123 555 02	\$ 7 137 682 91	\$ 118 616 29
5.	-0-	-0-	342 985 54	138 674 00	2 039 624 48	466 209 06
6.	-0-	14 393 83	5 209 53	-0-	92 167 40	8 895 96
7.	-0-	208 696 54	849 722 68	296 321 95	3 401 787 27	-0-
8.	-0-	-0-	-0-	-0-	80 971 15	3 207 85
9.	-0-	1 975 711 35	72 526 42	-0-	2 815 969 00	168 77
10.	-0-	-0-	-0-	-0-	48 899 32	18 68
11.	57 168 00	-0-	-0-	12 932 71	242 677 05	32 017 24
12.	-0-	-0-	-0-	34 188 83	-0-	16 215 17
13.	-0-	-0-	-0-	-0-	50 000 00	-0-
3.	2 000 00	-0-	99 00	-0-	61 966 31	10 823 69
4.						
1.	-0-	8 228 74	42 770 40	33 876 00(1)	180 503 72	11 922 42
2.	-0-	25 000 00(1)	986 83	-0-	31 824 63	2 432 20
3.		(191 783 88 )		(211 684 16 )		
A.	34 692 35	( 8 876 00(1)	7 875 683 46	( 160 00(1)	3 203 612 95	236 733 58
B.	-0-	-0-	325 665 66	-0-	401 740 66	-0-
C.	-0-	103 431 00	3 074 683 55	42 817 65	5 721 307 83	65 997 07
4.	31 474 81	-0-	5 772 291 53	104 000 00	10 916 460 33	249 516 01
5.	14 405 00	-0-	2 478 780 51	48 325 00	4 293 966 51	68 129 00
6.	30 766 50	-0-	2 473 820 49	499 283 96	3 879 036 57	32 950 46
7.	9 564 57	-0-	2 218 676 83	44 553 40	3 632 929 22	1 853 78
8.	13 133 33	-0-	1 289 278 51	82 421 91	1 899 340 75	61 735 18
9.	18 438 40	-0-	1 802 625 81	38 142 27	2 760 206 26	78 634 68
10.	14 639 00	-0-	127 463 91	-0-	354 559 41	401 50
11.	1 770 00	-0-	524 947 14	45 044 00	898 836 00	66 568 14
12.	104 401 00	-0-	364 687 05	-0-	814 921 47	7 755 58
13.	36 650 00	-0-	390 510 81	29 168 23	769 675 47	14 599 11
14.	106 453 50	4 125 00(1)	1 493 941 60	188 891 53	2 456 026 68	53 354 89
15.	-0-	-0-	69 213 52	-0-	877 394 49	86 216 03
16.	42 247 00	-0-	86 388 10	-0-	892 204 28	33 920 82
17.						
1.	-0-	-0-	-0-	435 000 00	-0-	-0-
2.	-0-	-0-	10 447 08	-0-	68 210 70	1 204 38
3.	-0-	160 00(1)	12 461 74	-0-	67 171 67	1 045 07
4.	-0-	-0-	369 00	-0-	52 279 49	3 093 51
18.	-0-	-0-	-0-	-0-	32 764 83	2 697 17
19.	19 648 00	-0-	21 681 85	-0-	453 626 60	7 326 25
20.						
1.	-0-	-0-	4 541 58	-0-	125 383 56	4 336 02
2.	-0-	-0-	19 53	-0-	457 578 54	2 99
21.	15 100 00	-0-	2 878 72	-0-	150 679 41	5 872 31
22.	-0-	-0-	-0-	-0-	34 712 00	-0-
23.	10 000 00	-0-	-0-	-0-	10 000 00	-0-
24.	-0-	-0-	-0-	-0-	500 00	-0-
25.	10 000 00	-0-	-0-	-0-	10 000 00	-0-
26.						
1.	-0-	-0-	-0-	-0-	192 292 76	44 338 24

(CONTINUED)





CODE NUMBER		APPROPRIATION	LEGISLATIVE SALARY INCREASES	1959-1960 TRANSFERRED TO 1960-1961
V	<u>EDUCATION (CONT'D.):</u>			
	25. <u>DEPARTMENT OF ADMINISTRATION (CONT'D.):</u>			
18671	2. RESERVE FOR HIGHER EDUCATION EXAMINATION PROGRAM	\$ 25 000 00	\$ -0-	\$ -0-
	<u>TOTAL EDUCATION</u>	\$210 206 271 00	\$ 384 512 00	\$ 447 464 00
VII	<u>NON-HIGHWAY TRANSPORTATION:</u>			
22021	1. STATE PORTS AUTHORITY	\$ 182 808 00	\$ -0-	\$ -0-
VII	<u>HEALTH AND HOSPITALS:</u>			
24021	1. STATE BOARD HEALTH	\$ 3 143 924 00	\$ 36 374 00	\$ 43 984 00
	2. <u>MEDICAL CARE COMMISSION:</u>			
24041	1. ADMINISTRATION	86 889 00	2 847 00	-0-
24043	2. INOIGENT CARE	325 000 00	-0-	-0-
	3. <u>UNIVERSITY OF NORTH CAROLINA:</u>			
24061	1. MEMORIAL HOSPITAL- PSYCHIATRIC CENTER	535 988 00	16 763 00	-0-
24063	2. MEMORIAL HOSPITAL	1 368 769 00	91 960 00	25 000 00
	4. <u>HOSPITAL BOARD OF CONTROLS:</u>			
24081	1. GENERAL ADMINISTRATION	216 132 00	2 278 00	14 330 00
24083	2. ALCOHOLIC REHABILITATION	199 450 00	5 269 00	3 000 00
24085	3. OOROTHEA OIX HOSPITAL	3 756 699 00	103 076 00	27 692 00
24087	4. BROUGHTON HOSPITAL	3 671 838 00	111 505 00	35 798 00
24089	5. CHERRY HOSPITAL	2 912 654 00	102 158 00	48 910 00
24091	6. O'BERRY SCHOOL	822 300 00	36 052 00	4 900 00
24093	7. JOHN UMSTEAD HOSPITAL	2 902 973 00	79 490 00	34 075 00
24095	8. MURDOCH SCHOOL	1 522 433 00	51 698 00	7 428 00
24097	9. CASWELL SCHOOL	2 294 617 00	74 670 00	10 021 00
24201	5. NORTH CAROLINA ORTHOPEDIC HOSPITAL	455 686 00	17 392 00	13 250 00
24221	6. NORTH CAROLINA CEREBRAL PALSY HOSPITAL	200 094 00	6 800 00	-0-
	7. <u>NORTH CAROLINA SANATORIUM SYSTEM:</u>			
24241	1. GENERAL ADMINISTRATION	40 831 00	294 00	2 000 00
24243	2. NORTH CAROLINA SANATORIUM	1 240 083 00	26 544 00	13 068 00
24245	3. WESTERN NORTH CAROLINA SANATORIUM	1 096 461 00	28 777 00	6 624 00
24247	4. EASTERN NORTH CAROLINA SANATORIUM	1 339 547 00	32 232 00	12 744 00
24249	5. GRAVELLY SANATORIUM	472 629 00	8 244 00	3 500 00
24261	8. NORTH CAROLINA CANCER INSTITUTE, INC.	26 000 00	-0-	-0-
	<u>TOTAL HEALTH AND HOSPITALS</u>	\$ 28 630 997 00	\$ 834 423 00	\$ 306 324 00
VIII	<u>NATURAL RESOURCES AND RECREATION:</u>			
	1. <u>DEPARTMENT OF CONSERVATION AND DEVELOPMENT:</u>			
26021	1. DEPARTMENT OF CONSERVATION & DEVELOPMENT	\$ 2 544 329 00	\$ 63 045 00	\$ 168 071 00
26023	2. DIVISION OF COMMERCIAL FISHERIES	131 949 00	6 648 00	-0-
26025	3. DIVISION OF COMMERCIAL FISHERIES - SHELLFISH DIVISION	107 388 00	670 00	5 700 00
26029	4. STATE PLANNING PROGRAM	39 102 00	785 00	-0-
26031	5. KERR RESERVOIR DEVELOPMENT COMMISSION - NUTBUSH CONSERVATION AREA	25 702 00	372 00	-0-
26033	6. RESEARCH TRIANGLE	100 000 00	-0-	-0-
26061	2. NORTH CAROLINA DEPARTMENT OF WATER RESOURCES	34 576 00	13 751 00	9 526 00
26081	3. COMMERCIAL FISHERIES ADVISORY BOARD	-0-	-0-	-0-
26101	4. ATLANTIC STATES MARINE FISHERIES COMMISSION	-0-	-0-	-0-
26121	5. NORTH CAROLINA NATIONAL PARK, PARKWAY AND FORESTS DEVELOPMENT COMMISSION	8 561 00	150 00	378 00
26141	6. UNIVERSITY OF NORTH CAROLINA - INSTITUTE OF FISHERIES RESEARCH	83 713 00	850 00	-0-

(CONTINUED)

	ALLOTMENTS FROM C & E	TRANSFERS FROM OTHER CODES	REGULAR RECEIPTS	TRANSFERS TO OTHER CODES	REGULAR DISBURSEMENTS	UNEXPENDED BALANCE JUNE 30, 1961
25.						
2.	\$ 7 715 00	\$ -0-	\$ -0-	\$ -0-	\$ 28 107 00	\$ 4 608 00
	\$ 589 391 46	\$11 844 183 28	\$34 996 620 80	\$ 9 633 305 62	\$244 635 942 65	\$4 199 194 27
1.	\$ -0-	\$ -0-	\$ 511 34	\$ -0-	\$ 177 454 79	\$ 5 864 55
1.	\$ 18 616 00	\$ 2 571 423 13	\$ 312 126 15	( 5 225 71 ) \$ (161 501 00(1))	\$ 5 844 769 19	\$ 114 951 38
2.						
1.	-0-	-0-	411 75	-0-	88 663 07	1 484 68
2.	-0-	-0-	901 41	45 152 41(1)	280 749 00	-0-
3.						
1.	-0-	-0-	481 188 69	180 638 00	738 857 57	114 444 12
2.	-0-	153 638 00	2 668 572 49	25 000 00	4 282 353 59	585 90
4.						
1.	-0-	-0-	582 15	-0-	212 202 63	21 119 52
2.	-0-	-0-	47 938 19	-0-	206 292 54	49 364 65
3.	-0-	-0-	816 398 37	6 500 00	4 570 030 66	127 334 71
4.	-0-	-0-	670 150 84	6 500 00	4 360 730 45	122 061 39
5.	-0-	-0-	524 440 31	-0-	3 495 021 58	93 140 73
6.	143 430 00	-0-	34 602 28	-0-	893 971 27	147 313 01
7.	30 114 00	-0-	977 037 27	21 466 00(1)	3 827 030 51	175 192 76
8.	-0-	21 466 00(1)	188 898 97	-0-	1 653 697 73	138 226 24
9.	18 000 00	-0-	469 932 85	-0-	2 619 802 19	247 438 66
5.	6 000 00	-0-	47 917 51	-0-	521 748 31	18 497 20
6.	-0-	-0-	19 859 12	-0-	210 625 84	16 127 28
7.						
1.	-0-	-0-	-0-	-0-	40 479 04	2 645 96
2.	-0-	-0-	295 561 13	-0-	1 507 611 54	67 644 59
3.	-0-	-0-	182 999 51	-0-	1 203 384 45	111 477 06
4.	-0-	-0-	194 110 90	-0-	1 480 865 54	97 768 36
5.	-0-	-0-	43 000 89	-0-	518 764 26	8 609 63
8.	-0-	-0-	-0-	-0-	26 000 00	-0-
	\$ 216 160 00	\$ 2 746 527 13	\$ 7 976 630 78	\$ 451 983 12	\$ 38 583 650 96	\$1 675 427 83
1.				( 12 000 00 )		
1.	\$ 35 000 00	\$ -0-	\$ 1 622 890 90	\$ (159 941 00(1))	\$ 4 093 994 44	\$ 167 400 46
2.	-0-	-0-	108 045 13	-0-	245 632 06	1 010 07
3.	-0-	-0-	394 55	-0-	114 116 18	36 37
4.	-0-	12 000 00	2 380 00	-0-	53 402 76	864 24
5.	-0-	-0-	175 00	-0-	26 175 24	73 76
6.	-0-	-0-	-0-	-0-	100 000 00	-0-
2.	245 577 00	(321 442 00(1) ( 79 803 18 )	14 490 16	-0-	681 963 71	37 201 63
3.	2 000 00	-0-	-0-	-0-	1 445 46	554 54
4.	1 500 00	-0-	-0-	-0-	1 500 00	-0-
5.	-0-	-0-	58 25	-0-	7 041 14	2 106 11
6.	-0-	4 400 00	19 354 22	-0-	107 854 22	463 00

(CONTINUED)





CODE NUMBER		APPROPRIATION	LEGISLATIVE SALARY INCREASES	1959-1960 TRANSFERRED TO 1960-1961
VIII	<u>NATURAL RESOURCES AND RECREATION (CONT'D.):</u>			
26161	7. STATE COLLEGE - INDUSTRIAL EXPERIMENTAL PROGRAM	\$ 95 954 00	\$ 339 00	\$ -0-
26981	8. RURAL ELECTRIFICATION AUTHORITY	66 482 00	1 453 00	-0-
26201	9. NORTH CAROLINA RECREATION COMMISSION	66 232 00	2 643 00	-0-
26221	10. BENNETT MEMORIAL	50 00	-0-	-0-
26241	11. CONFEDERATE MUSEUM	200 00	-0-	-0-
26261	12. CONFEDERATE CEMETERY	350 00	-0-	-0-
26271	13. N.C. BATTLESHIP COMMISSION	-0-	-0-	-0-
26281	14. DEPARTMENT OF ARCHIVES AND HISTORY - TRYON PALACE COMMISSION	69 055 00	1 308 00	-0-
	<u>TOTAL NATURAL RESOURCES AND RECREATION</u>	<u>\$ 3 373 643 00</u>	<u>\$ 92 014 00</u>	<u>\$ 183 675 00</u>
IX	<u>AGRICULTURE:</u>			
28021	1. DEPARTMENT OF AGRICULTURE - CONTRIBUTION FROM GENERAL FUND	\$ 1 294 598 00	\$ 79 389 00	\$ -0-
28041	2. AGRICULTURE EXPERIMENT STATION - STATE COLLEGE	1 997 302 00	46 892 00	-0-
28061	3. COOPERATIVE AGRICULTURAL EXTENSION SERVICE - STATE COLLEGE	2 649 583 00	9 898 00	-0-
28081	4. STATE SOIL CONSERVATION COMMITTEE	30 550 00	-0-	-0-
	<u>TOTAL AGRICULTURE</u>	<u>\$ 5 972 033 00</u>	<u>\$ 136 179 00</u>	<u>\$ -0-</u>
X	<u>RETIREMENT AND PENSIONS:</u>			
	1. <u>TEACHERS AND STATE EMPLOYEES RETIREMENT SYSTEM:</u>			
32021	1. ADMINISTRATION	\$ 283 175 00	\$ 7 893 00	\$ -0-
32023	2. STATE CONTRIBUTION	15 171 261 00	-0-	-0-
32025	3. TEACHERS AND STATE EMPLOYEES AGE 65 BY 8-1-59	72 000 00	-0-	-0-
32027	4. MINIMUM RETIREMENT BENEFITS	621 000 00	-0-	-0-
32041	2. LAW ENFORCEMENT OFFICERS BENEFIT AND RETIREMENT FUND - CONTRIBUTIONS FROM GENERAL FUND	12 128 00	-0-	-0-
32051	3. NORTH CAROLINA FIREMEN'S PENSION FUND	253 448 00	264 00	235 000 00
32061	4. PENSIONS - CONFEDERATE WIDDWS	112 668 00	-0-	-0-
32081	5. PENSIONS - WIDDWS OF GOVERNORS	18 000 00	-0-	-0-
	<u>TOTAL RETIREMENT AND PENSIONS</u>	<u>\$ 16 543 680 00</u>	<u>\$ 8 157 00</u>	<u>\$ 235 000 00</u>
XI	<u>DEBT SERVICE:</u>			
34021	1. INTEREST ON BONDS	\$ 3 379 658 00	\$ -0-	\$ -0-
34041	2. REDEMPTION OF BONDS	6 549 000 00	-0-	-0-
34061	3. EXPENSE OF BOND SALE	-0-	-0-	-0-
34101	4. INTEREST ON BOND ANTICIPATION NOTES	-0-	-0-	-0-
34121	5. INTEREST ON TAX ANTICIPATION NOTES	150 000 00	-0-	-0-
34141	6. LANSRIPT FUND	7 500 00	-0-	-0-
	<u>TOTAL DEBT SERVICE</u>	<u>\$ 10 086 158 00</u>	<u>\$ -0-</u>	<u>\$ -0-</u>
	<u>TOTAL GENERAL FUND</u>	<u>\$303 604 393 07</u>	<u>\$1 825 608 00</u>	<u>\$1 747 222 00</u>

NOTE: IN TRANSFER COLUMNS - ITEMS MARKED (1) WERE TRANSFERRED BY JOURNAL ENTRY - ALL OTHERS WERE TRANSFERRED BY WARRANTS.

INSTITUTIONAL AND DEPARTMENTAL RECEIPTS CONSIST OF RECEIPTS AS SHOWN IN COLUMN HEADED "REGULAR RECEIPTS" PLUS ALL ITEMS IN COLUMN HEADED "TRANSFERS FROM OTHER CODES" EXCEPT ITEMS MARKED (1).  
 GROSS EXPENDITURES CONSIST OF DISBURSEMENT AS SHOWN IN COLUMN HEADED "REGULAR DISBURSEMENTS" PLUS ALL ITEMS IN COLUMN HEADED "TRANSFERS TO OTHER CODES" EXCEPT ITEMS MARKED (1)



	ALLDTMENTS FROM C & E	TRANSFERS FRDM OTHER CDDes	REGULAR RECEIPTS	TRANSFERS TD OTHER CODES	REGULAR DISBURSEMENTS	UNEXPENDED BALANCE JUNE 30, 1961
7.	\$ -0-	\$ -0-	\$ 55 00	\$ -0-	\$ 94 336 14	\$ 2 011 86
8.	-0-	-0-	3 00	-0-	60 092 40	7 845 60
9.	-0-	-0-	-0-	-0-	68 841 24	33 76
10.	-0-	-0-	-0-	-0-	50 00	-0-
11.	-0-	-0-	-0-	-0-	200 00	-0-
12.	-0-	-0-	-0-	-0-	350 00	-0-
13.	15 000 00	-0-	-0-	-0-	5 033 86	9 966 14
14.	-0-	-0-	46 865 96	-0-	104 811 49	12 417 47
	<u>\$ 299 077 00</u>	<u>\$ 417 645 18</u>	<u>\$ 1 814 712 17</u>	<u>\$ 171 941 00</u>	<u>\$ 5 766 840 34</u>	<u>\$ 241 985 01</u>
1.	\$ 61 536 50	\$ -0-	\$ -0-	\$ 1 259 351 84	\$ -0-	\$ 176 171 66
2.	-0-	2 069 990 29	259 019 27	-0-	4 351 708 88	21 494 68
3.	-0-	2 767 628 57	138 133 00	-0-	5 315 870 10	249 372 47
4.	-0-	-0-	-0-	-0-	30 441 17	108 83
	<u>\$ 61 536 50</u>	<u>\$ 4 837 618 86</u>	<u>\$ 397 152 27</u>	<u>\$ 1 259 351 84</u>	<u>\$ 9 698 020 15</u>	<u>\$ 447 147 64</u>
1.	\$ -0-	\$ 43 751 00	\$ 947 43	\$ -0-	\$ 293 760 33	\$ 42 006 10
2.	-0-	443 000 00(1)	-0-	15 614 261 00	-0-	-0-
3.	-0-	178 000 00(1)	-0-	-0-	240 497 11	9 502 89
4.	-0-	-0-	-0-	621 000 00(1)	-0-	-0-
2.	-0-	897 99	-0-	10 765 65	-0-	2 260 34
3.	-0-	-0-	-0-	470 000 00	13 267 95	5 444 05
4.	-0-	-0-	-0-	-0-	104 041 00	8 627 00
5.	-0-	-0-	-0-	-0-	12 000 00	6 000 00
	<u>\$ -0-</u>	<u>\$ 665 648 99</u>	<u>\$ 947 43</u>	<u>\$ 16 716 026 65</u>	<u>\$ 663 566 39</u>	<u>\$ 73 840 38</u>
1.	\$ -0-	\$ -0-	\$ -0-	(2 528 726 29 )		\$ 652 663 71
2.	-0-	-0-	-0-	(\$ 198 268 00(1))	-0-	3 000 00
3.	15 786 16	-0-	-0-	6 546 000 00	-0-	-0-
4.	-0-	198 268 00(1)	-0-	198 267 69	15 786 16	31
5.	-0-	-0-	-0-	-0-	-0-	150 000 00
6.	-0-	-0-	-0-	-0-	7 500 00	-0-
	<u>\$ 15 786 16</u>	<u>\$ 198 268 00</u>	<u>\$ -0-</u>	<u>\$ 9 471 261 98</u>	<u>\$ 23 286 16</u>	<u>\$ 805 664 02</u>
	<u>\$ 1 721 942 59</u>	<u>\$ 73 050 233 57</u>	<u>\$ 47 146 459 31</u>	<u>\$ 42 790 192 06</u>	<u>\$ 377 238 941 67</u>	<u>\$ 9 066 724 81</u>
TOTAL ITEMS IN TRANSFER COLUMNS MARKED (1)		\$ 1 264 272 98		\$ 4 800 412 00		
TOTAL OTHER ITEMS IN TRANSFER CDLUMN		<u>71 785 960 59</u>		<u>37 989 780 06</u>		
		<u>\$ 73 050 233 57</u>		<u>\$ 42 790 192 06</u>		





STATEMENT OF SPECIAL FUNDS

FOR THE FISCAL YEAR ENDED JUNE 30, 1961

CODE NUMBER		CASH BALANCE JULY 1, 1960	TRANSFERS FROM OTHER CODES	SALE OF INVESTMENTS COLLECTION OF INTEREST AND LDANS	OTHER RECEIPTS
I	<u>GENERAL GOVERNMENT:</u>				
	<u>1. DEPARTMENT OF ADMINISTRATION:</u>				
10801	1. STATE SURPLUS COMMODITIES	\$ 99 604 72	\$ -0-	\$ -0-	\$ 296 368 52
10802	2. FEDERAL SURPLUS PROPERTY	82 688 93	-0-	-0-	459 510 14
10803	3. CENTRAL MOTOR POOL	25 656 59	-0-	-0-	677 203 53
	<u>2. LOCAL GOVERNMENT COMMISSION:</u>				
10821	1. LAW PUBLICATION REVOLVING FUND	845 65	-0-	-0-	129 00
	<u>TOTAL GENERAL GOVERNMENT</u>	<u>\$ 208 795 89</u>	<u>\$ -0-</u>	<u>\$ -0-</u>	<u>\$ 1 433 211 19</u>
II	<u>PUBLIC SAFETY AND REGULATION:</u>				
	<u>1. DEPARTMENT OF MOTOR VEHICLES:</u>				
12713	1. DRIVERS LICENSE EXAM. FUND	\$ 105 496 64	\$ -0-	\$ -0-	\$ 1 487 108 99
12715	2. SAFETY RESPONSIBILITY DEPOSITORY ACCOUNT	10 312 45	-0-	-0-	14 173 00
12717	3. DEALERS - MANUFACTURES LICENSE FUND	139 895 42	-0-	-0-	78 993 00
12719	4. BUS REGULATION DEPOSITORY ACCOUNT	45 279 17	-0-	-0-	3 900 00
12761	2. GASOLINE AND OIL INSPECTION FUND	-0-	-0-	-0-	5 157 208 71
12771	3. COMMISSIONER OF BANKS	414 152 92	-0-	-0-	266 638 98
12781	4. BURIAL ASSOC. COMMISSION	26 175 45	-0-	-0-	57 457 19
12791	5. STATE BOARD OF BARBERS EXAMINERS	44 704 77	-0-	-0-	60 806 03
12801	6. STATE BOARD OF COSMETIC ARTS	104 172 40	-0-	-0-	93 416 50
12811	7. STATE BOARD OF OPTICIANS	9 844 71	-0-	-0-	2 195 40
	<u>8. INSURANCE DEPARTMENT:</u>				
12831	1. STATE PROPERTY FIRE INSURANCE	111 644 58	250 000 00	255 625 00	102 041 43
	<u>2. WORKMEN'S COMPENSATION SECURITY FUND:</u>				
12837	A. MUTUAL ACCOUNT	15 641 52	-0-	7 900 00	-0-
12837	B. STOCK ACCOUNT	16 330 98	-0-	8 975 00	-0-
12839	3. PUBLICATION FUND	14 320 18	-0-	-0-	7 847 50
12847	4. FIREMEN'S RELIEF FUND	39 925 71	-0-	-0-	151 641 64
	<u>9. STATE COUNCIL OF CIVIL DEFENSE:</u>				
12861	1. HURRICANE DISASTER RELIEF	34 006 21	-0-	-0-	1 085 193 46
12865	2. CONTRIBUTION TO LOCAL UNITS	-0-	-0-	-0-	113 000 00
12867	3. FALLOUT SHELTERS	-0-	-0-	-0-	22 400 00
12881	10. INDUSTRIAL COMM. - SECOND INJURY FUND	50 990 64	-0-	-0-	19 794 99
12901	11. LAND TITLES - ASSURANCE OF	2 564 12	-0-	-0-	416 09
	<u>TOTAL PUBLIC SAFETY AND REGULATION</u>	<u>\$1 185 457 87</u>	<u>\$ 250 000 00</u>	<u>\$ 272 500 00</u>	<u>\$ 8 724 232 91</u>
III	<u>CORRECTION:</u>				
	<u>1. PRISON DEPARTMENT:</u>				
14811	1. MENTAL HEALTH PROJECT	\$ 4 930 07	\$ -0-	\$ -0-	\$ 10 382 75
14821	2. CENTRAL SERVICES - REVOLVING FUND	66 993 22	60 833 82	-0-	5 027 251 46
14831	3. ENTERPRISE REVOLVING FUND	968 938 98	-0-	-0-	6 670 220 07
	<u>TOTAL CORRECTION</u>	<u>\$1 040 862 27</u>	<u>\$ 60 833 82</u>	<u>\$ -0-</u>	<u>\$ 11 707 854 28</u>
IV	<u>PUBLIC WELFARE:</u>				
	<u>1. DEPARTMENT OF PUBLIC WELFARE:</u>				
15721	1. OLD AGE ASSISTANCE	\$1 712 699 04	\$ -0-	\$ -0-	\$ 19 892 034 15
16723	2. AID TO DEPENDENT CHILDREN	1 899 616 29	-0-	-0-	21 337 561 20

(CONTINUED)

	TRANSFERS TO OTHER CODES	PURCHASE OF INVESTMENTS AND/OR LOANS MADE	OTHER DISBURSEMENTS	CASH BALANCE JUNE 30, 1961	INVESTMENTS (PAR VALUE) 6-30-61	CASH AND INVESTMENTS 6-30-61
1.						
1.	\$ -0-	\$ -0-	\$ 268 335 01	\$ 127 638 23	\$ -0-	\$ 127 638 23
2.	-0-	-0-	434 009 74	108 189 33	-0-	108 189 33
3.	20 000 00	-0-	622 698 61	60 161 51	-0-	60 161 51
2.						
1.	-0-	-0-	-0-	974 65	-0-	974 65
	<u>\$ 20 000 00</u>	<u>\$ -0-</u>	<u>\$ 1 325 043 36</u>	<u>\$ 296 963 72</u>	<u>\$ -0-</u>	<u>\$ 296 963 72</u>
1.						
1.	\$ 1 423 849 37	\$ -0-	\$ 2 818 80	\$ 165 937 46	\$ -0-	\$ 165 937 46
2.	-0-	-0-	12 995 00	11 490 45	-0-	11 490 45
3.	76 659 42	-0-	448 00	141 781 00	-0-	141 781 00
4.	-0-	-0-	2 217 74	46 961 43	-0-	46 961 43
2.	5 157 208 71	-0-	-0-	-0-	-0-	-0-
3.	-0-	-0-	241 660 85	439 131 05	-0-	439 131 05
4.	-0-	-0-	58 467 89	25 164 75	-0-	25 164 75
5.	-0-	-0-	56 172 05	49 338 75	-0-	49 338 75
6.	-0-	-0-	66 282 14	131 306 76	-0-	131 306 76
7.	-0-	-0-	1 653 99	10 386 12	-0-	10 386 12
8.						
1.	-0-	489 732 83	152 100 78	77 477 40	2 400 000 00	2 477 477 40
2.						
A.	-0-	13 729 09	-0-	9 812 43	343 000 00	352 812 43
B.	-0-	13 729 10	-0-	11 576 88	399 000 00	410 576 88
3.	-0-	-0-	7 337 00	14 830 68	-0-	14 830 68
4.	-0-	-0-	154 071 59	37 495 76	-0-	37 495 76
9.						
1.	-0-	-0-	625 310 89	493 888 78	-0-	493 888 78
2.	-0-	-0-	78 068 49	34 931 51	-0-	34 931 51
3.	-0-	-0-	22 125 13	274 87	-0-	274 87
10.	-0-	-0-	21 223 46	49 562 17	-0-	49 562 17
11.	-0-	-0-	-0-	2 980 21	-0-	2 980 21
	<u>\$ 6 657 717 50</u>	<u>\$ 517 191 02</u>	<u>\$ 1 502 953 80</u>	<u>\$ 1 754 328 46</u>	<u>\$ 3 142 000 00</u>	<u>\$ 4 896 328 46</u>
1.						
1.	\$ -0-	\$ -0-	\$ 9 573 93	\$ 5 738 89	\$ -0-	\$ 5 738 89
2.	-0-	-0-	4 912 098 09	242 980 41	-0-	242 980 41
3.	1 185 798 14	-0-	5 646 243 40	807 117 51	-0-	807 117 51
	<u>\$ 1 185 798 14</u>	<u>\$ -0-</u>	<u>\$ 10 567 915 42</u>	<u>\$ 1 055 836 81</u>	<u>\$ -0-</u>	<u>\$ 1 055 836 81</u>
1.						
1.	\$ 19 769 498 10	\$ -0-	\$ 98 629 44	\$ 1 736 605 65	\$ -0-	\$ 1 736 605 65
2.	21 465 100 65	-0-	2 025 10	1 770 051 74	-0-	1 770 051 74

(CONTINUED)





CODE NUMBER		CASH BALANCE JULY 1, 1960	TRANSFERS FROM OTHER CODES	SALE OF INVESTMENTS COLLECTION OF INTEREST AND LOANS	OTHER RECEIPTS
IV	<u>PUBLIC WELFARE (CONT'D.):</u>				
	<u>1. DEPARTMENT OF PUBLIC WELFARE (CONT'D.):</u>				
16729	3. AID TO TOTALLY AND PERMANENTLY DISABLED	\$ 801 674 42	\$ -0-	\$ -0-	\$ 9 068 537 87
16733	4. HOSPITALIZATION OF ASSISTANCE RECIPIENTS	813 982 39	2 620 984 22	-0-	6 836 18
16735	5. CHILD WELFARE SERVICES	25 975 24	-0-	-0-	529 539 58
16737	6. DISABILITY DETERMINATIONS	2 544 59	-0-	-0-	541 718 40
16738	7. HOMEMAKER SERVICE TO THE Aged	10 076 50	5 169 34	-0-	321 17
	<u>2. STATE COMMISSION FOR THE BLIND:</u>				
16761	1. BLIND AID - FEDERAL	256 281 67	-0-	-0-	2 458 324 27
16763	2. BLIND AID - ADMINISTRATION-FED.	16 713 87	49 523 96	-0-	2 065 84
16765	3. BLIND AID - COUNTY	12 926 49	-0-	-0-	537 195 03
16767	4. VOCATIONAL REHABILITATION	54 731 60	-0-	-0-	521 841 71
16769	5. RESEARCH FUND	-0-	-0-	-0-	-0-
16801	3. CONFEDERATE WOMEN HOME-TRUST FUND	774 78	-0-	-0-	-0-
	<u>TOTAL PUBLIC WELFARE</u>	<u>\$ 5 607 996 88</u>	<u>\$ 2 675 677 52</u>	<u>\$ -0-</u>	<u>\$ 54 895 975 40</u>
V	<u>EDUCATION:</u>				
	<u>1. STATE BOARD OF EDUCATION:</u>				
18801	1. ADMINISTRATION OF SCHOOL PLANT CONSTRUCTION, IMPROVEMENT AND REPAIR FUND	\$ 1 414 10	\$ -0-	\$ -0-	\$ -0-
18806	2. STATE LITERARY FUND	447 513 10	500 000 00	550 564 44	3 191 75
18811	3. DEPARTMENT OF EDUCATION SPECIAL FUND	93 332 70	122 241 00	-0-	42 045 17
18816	4. STATE TEXTBOOK COMMISSION	1 208 507 08	138 674 00	-0-	1 684 078 42
18821	5. STATE Bd. OF COMMERCIAL EDUC.	8 740 91	-0-	-0-	2 465 00
18826	6. COMMUNITY SCHOOL LUNCHROOM PROGRAM	578 868 54	-0-	-0-	5 224 607 96
18831	7. VETERANS TRAINING PROGRAM	197 133 86	-0-	-0-	148 135 28
18836	8. PUBLIC SCHOOL INSURANCE FUND	390 134 16	-0-	582 000 00	529 074 48
18841	9. VOCATIONAL EDUCATION - FEDERAL	80 112 94	123 555 02	-0-	3 994 208 60
18846	10. VOCATIONAL TEXTILE SCHOOL	3 157 75	-0-	-0-	11 302 33
18851	11. BETTER ROADS AND SCHOOLS	450 00	-0-	300 00	-0-
	<u>12. STUDENT LOAN FUNDS:</u>				
18856	A. TEACHERS EDUCATION	76 020 69	435 000 00	23 612 83	105 89
18861	B. RODMAN TRUST FUND	31 839 18	-0-	1 719 95	-0-
18866	13. RESOURCE USE EDUCATION FUND	1 080 18	-0-	-0-	1 270 50
18871	14. HEALTH EDUCATION-ROCKEFELLER	449 80	-0-	-0-	-0-
18872	15. STONEWALL JACKSON MEMORIAL FUND	1 865 21	-0-	775 00	-0-
18873	16. NATIONAL DEFENSE EDUC. PROGRAM	1 687 773 67	34 188 83	-0-	1 381 664 43
18876	17. DRIVER TRAINING & SAFETY EDUC.	2 501 459 50	-0-	-0-	1 749 431 50
18901	<u>2. MEDICAL CARE COMMISSION -</u>				
	<u>STUDENT LOAN FUND</u>	362 766 08	-0-	49 536 29	-0-
	<u>3. UNIVERSITY OF NORTH CAROLINA:</u>				
18920	1. GENERAL ADMIN.- OVERHEAD RECEIPTS ACCOUNT	-0-	16 763 99	-0-	37 915 58
18921	2. UNIVERSITY ENTERPRISES	1 028 586 60	-0-	-0-	4 698 028 22
18922	3. OVERHEAD RECEIPTS ACCOUNT	-0-	-0-	-0-	568 618 90
18926	4. ESCHEAT REFUND ACCOUNT	35 65	-0-	-0-	4 37

(CONTINUED)



	TRANSFERS TO OTHER CODES	PURCHASE OF INVESTMENTS AND/OR LOANS MADE	OTHER DISBURSEMENTS	CASH BALANCE JUNE 30, 1961	INVESTMENTS (PAR VALUE) 6-30-61	CASH AND INVESTMENTS 6-30-61
1.						
3.	\$ 9 073 334 59	\$ -0-	\$ 574 92	\$ 796 302 78	\$ -0-	\$ 796 302 78
4.	-0-	-0-	2 722 588 56	719 214 23	-0-	719 214 23
5.	3 781 52	-0-	538 382 34	13 350 96	-0-	13 350 96
6.	15 942 71	-0-	521 132 15	7 188 13	-0-	7 188 13
7.	-0-	-0-	14 168 17	1 398 84	-0-	1 398 84
2.						
1.	2 678 731 70	-0-	-0-	35 874 24	-0-	35 874 24
2.	50 577 28	-0-	-0-	17 726 39	-0-	17 726 39
3.	533 339 36	-0-	-0-	16 782 16	-0-	16 782 16
4.	558 591 70	-0-	-0-	17 981 61	-0-	17 981 61
5.	-0-	-0-	-0-	-0-	-0-	-0-
3.	-0-	-0-	-0-	774 78	-0-	774 78
	<u>\$ 54 148 897 61</u>	<u>\$ -0-</u>	<u>\$ 3 897 500 68</u>	<u>\$ 5 133 251 51</u>	<u>\$ -0-</u>	<u>\$ 5 133 251 51</u>
1.						
1.	\$ -0-	\$ -0-	\$ -0-	\$ 1 414 10	\$ -0-	\$ 1 414 10
2.	-0-	969 070 00	1 085 00	531 114 29	2 536 444 10	3 067 558 39
3.	-0-	-0-	181 105 37	76 513 50	-0-	76 513 50
4.	-0-	-0-	1 873 809 27	1 157 450 23	-0-	1 157 450 23
5.	-0-	-0-	2 579 17	8 626 74	-0-	8 626 74
6.	-0-	-0-	4 885 767 77	917 708 73	-0-	917 708 73
7.	-0-	-0-	297 558 98	47 710 16	-0-	47 710 16
8.	500 000 00	-0-	436 184 79	565 023 85	2 700 000 00	3 265 023 85
9.	4 167 287 13	-0-	-0-	30 589 43	-0-	30 589 43
10.	14 393 83	-0-	55 32	10 93	-0-	10 93
11.	-0-	-0-	-0-	750 00	5 000 00	5 750 00
12.						
A.	-0-	356 423 67	105 89	178 209 85	902 995 40	1 081 205 25
B.	-0-	-0-	195 00	33 364 13	45 745 58	79 109 71
13.	-0-	-0-	1 960 72	389 96	-0-	389 96
14.	-0-	-0-	55 35	394 45	-0-	394 45
15.	-0-	-0-	-0-	2 640 21	20 000 00	22 640 21
16.	-0-	-0-	2 393 067 56	710 559 37	-0-	710 559 37
17.	42 437 89	-0-	1 362 324 66	2 846 128 45	-0-	2 846 128 45
2.	-0-	128 803 51	-0-	283 498 86	585 758 92	869 257 78
3.						
1.	8 228 74	-0-	1 500 00	44 950 83	-0-	44 950 83
2.	-0-	-0-	4 647 379 05	1 079 235 77	-0-	1 079 235 77
3.	352 524 49	65 000 00	-0-	151 094 41	-0-	151 094 41
4.	-0-	-0-	4 37	35 65	-0-	35 65

(CONTINUED)





<u>CODE NUMBER</u>		<u>CASH BALANCE JULY 1, 1960</u>	<u>TRANSFERS FROM OTHER CODES</u>	<u>SALE OF INVESTMENTS COLLECTION OF INTEREST AND LOANS</u>	<u>OTHER RECEIPTS</u>
V	<u>EDUCATION (CONT'D.):</u>				
	4. <u>STATE COLLEGE OF AGRICULTURE AND ENGINEERING:</u>				
18941	1. SELF-LIQUIDATING OORM. FUNO	\$ 72 979 40	\$ -0-	\$ -0-	\$ 98 724 80
18942	2. OVERHEAD RECEIPTS ACCOUNT	-0-	-0-	-0-	485 945 18
18946	3. OPERATION OF COLISEUM	1 137 54	-0-	-0-	131 759 85
18952	5. WOMAN'S COLLEGE OVERHEAD RECEIPTS ACCOUNT	-0-	-0-	-0-	2 172 00
18953	6. EAST CAROLINA COLLEGE - CAMP LEJUNE BRANCH	-0-	-0-	-0-	6 826 00
18954	7. A & T COLLEGE - OVERHEAD RECEIPTS ACCOUNT	-0-	-0-	-0-	1 990 31
18961	8. STATE ART SOCIETY - GIFT ACCT.	10 673 89	-0-	-0-	14 139 49
	9. <u>STATE LIBRARY:</u>				
18981	1. FEDERAL FUNO	37 763 46	-0-	-0-	488 522 35
18982	2. LIBRARY COMMUNITY PROJECT	3 145 63	-0-	-0-	1 091 26
	<u>TOTAL EDUCATION</u>	<u>\$ 8 826 941 62</u>	<u>\$ 1 370 422 84</u>	<u>\$ 1 208 508 51</u>	<u>\$ 21 307 319 62</u>
VI	<u>HEALTH AND HOSPITALS:</u>				
	1. <u>STATE BOARD OF HEALTH:</u>				
24721	1. FEDERAL FUNOS	\$ 278 027 30	\$ -0-	\$ -0-	\$ 2 653 507 29
24723	2. BEODING FUNDS	27 699 77	-0-	-0-	34 861 18
	2. <u>MEDICAL CARE COMMISSION:</u>				
24821	1. HOSPITAL CONSTRUCTION - FEO.	-0-	-0-	-0-	9 288 003 06
24823	2. HOSPITAL SURVEY - FEDERAL	2 702 48	-0-	-0-	-0-
24841	3. HOSPITAL BOARD OF CONTROL - MENTAL HEALTH FUNO	-0-	-0-	-0-	8 925 00
24842	4. RESEARCH IN ALCOHOLISM	-0-	-0-	-0-	7 376 00
24861	5. R.8. BIZZELL FUNO	10 362 77	-0-	-0-	-0-
	<u>TOTAL HEALTH AND HOSPITALS</u>	<u>\$ 318 792 32</u>	<u>\$ -0-</u>	<u>\$ -0-</u>	<u>\$ 11 992 672 53</u>
VII	<u>NATURAL RESOURCES AND RECREATION:</u>				
	1. <u>DEPARTMENT OF CONSERVATION AND DEVELOPMENT:</u>				
26721	1. KERR RESERVOIR DEVELOPMENT COMMISSION	\$ 1 270 71	\$ -0-	\$ -0-	\$ 3 618 94
26723	2. SOIL BANK PROGRAM	58 288 68	-0-	-0-	13 315 00
26725	3. STATE PLANNING PROGRAM	25 549 26	-0-	-0-	75 180 63
26727	4. WATERSHED PROJECT	3 283 10	-0-	-0-	21 084 32
	2. <u>WILDLIFE RESOURCES COMMISSION:</u>				
26741	1. WILDLIFE RESOURCES COMMISSION	441 150 03	35 700 00	-0-	2 671 984 24
26743	2. MOTORBOAT FUNO	89 899 39	-0-	-0-	126 658 98
26751	3. DEPARTMENT OF WATER RESOURCES - FEDERAL	2 733 18	-0-	-0-	77 070 00
26761	4. RESEARCH IN ECONOMICS OF FISHERIES INDUSTRY	4 641 81	-0-	-0-	-0-
26781	5. TENNESSEE VALLEY AUTHORITY	20 767 73	-0-	-0-	106 567 22
26801	6. FOREST RESERVE FUNO	-0-	-0-	-0-	227 574 84
26821	7. FEDERAL 75% RECEIPTS FROM FLOOD CONTROL LANOS	-0-	-0-	-0-	3 169 19
	<u>TOTAL NATURAL RESOURCES &amp; RECREATION</u>	<u>\$ 647 583 89</u>	<u>\$ 35 700 00</u>	<u>\$ -0-</u>	<u>\$ 3 326 223 36</u>

(CONTINUED)

	TRANSFERS TO OTHER CODES	PURCHASE OF INVESTMENTS AND/OR LOANS MADE	OTHER DISBURSEMENTS	CASH BALANCE JUNE 30, 1961	INVESTMENTS (PAR VALUE) 6-30-61	CASH AND INVESTMENTS 6-30-61
4.						
1.	\$ -0-	\$ -0-	\$ 136 973 51	\$ 34 730 69	\$ -0-	\$ 34 730 69
2.	125 000 00	-0-	147 815 78	213 129 40	-0-	213 129 40
3.	-0-	-0-	130 334 34	2 563 05	-0-	2 563 05
5.	-0-	-0-	-0-	2 172 00	-0-	2 172 00
6.	-0-	-0-	801 67	6 024 33	-0-	6 024 33
7.	-0-	-0-	-0-	1 990 31	-0-	1 990 31
8.	-0-	-0-	13 959 53	10 853 85	-0-	10 853 85
9.						
1.	-0-	-0-	430 937 19	95 348 62	-0-	95 348 62
2.	-0-	-0-	3 616 65	620 24	-0-	620 24
	<u>\$ 5 209 872 08</u>	<u>\$ 1 519 297 18</u>	<u>\$ 16 949 176 94</u>	<u>\$ 9 034 846 39</u>	<u>\$ 6 795 944 00</u>	<u>\$ 15 830 790 39</u>
1.						
1.	\$ 2 536 941 88	\$ -0-	\$ -0-	\$ 394 592 71	\$ -0-	\$ 394 592 71
2.	34 481 25	-0-	-0-	28 079 70	-0-	28 079 70
2.						
1.	-0-	-0-	9 288 003 06	-0-	-0-	-0-
2.	-0-	-0-	-0-	2 702 48	-0-	2 702 48
3.	-0-	-0-	8 899 94	25 06	-0-	25 06
4.	-0-	-0-	1 031 84	6 344 16	-0-	6 344 16
5.	-0-	-0-	-0-	10 362 77	-0-	10 362 77
	<u>\$ 2 571 423 13</u>	<u>\$ -0-</u>	<u>\$ 9 297 934 84</u>	<u>\$ 442 106 88</u>	<u>\$ -0-</u>	<u>\$ 442 106 88</u>
1.						
1.	\$ -0-	\$ -0-	\$ 2 917 33	\$ 1 972 32	\$ -0-	\$ 1 972 32
2.	-0-	-0-	17 513 87	54 089 81	-0-	54 089 81
3.	-0-	-0-	95 634 12	5 095 77	-0-	5 095 77
4.	-0-	-0-	19 516 34	4 851 08	-0-	4 851 08
2.						
1.	100 868 22	-0-	2 434 093 33	613 872 72	-0-	613 872 72
2.	60 700 00	-0-	40 539 02	115 319 35	-0-	115 319 35
3.	79 803 18	-0-	-0-	-0-	-0-	-0-
4.	-0-	-0-	158 00	4 483 81	-0-	4 483 81
5.	-0-	-0-	110 707 83	16 627 12	-0-	16 627 12
6.	-0-	-0-	227 574 84	-0-	-0-	-0-
7.	-0-	-0-	3 169 19	-0-	-0-	-0-
	<u>\$ 241 371 40</u>	<u>\$ -0-</u>	<u>\$ 2 951 823 87</u>	<u>\$ 816 311 98</u>	<u>\$ -0-</u>	<u>\$ 816 311 98</u>

(CONTINUED)





CODE NUMBER	CASH BALANCE JULY 1, 1960	TRANSFERS FROM OTHER CODES	SALE OF INVESTMENTS COLLECTION OF INTEREST AND LOANS	OTHER RECEIPTS	
<u>VIII AGRICULTURE:</u>					
<u>1. DEPARTMENT OF AGRICULTURE:</u>					
28721	1. DEPARTMENT OF AGRICULTURE \$ 31 678 02	\$ 1 240 996 00	\$ -0-	\$ 1 530 484 98	
28725	2. N.C. MILK COMMISSION 94 998 31	-0-	-0-	103 667 60	
<u>3. STATE WAREHOUSE SYSTEM:</u>					
28727	A. SUPERVISION 14 017 09	-0-	27 135 65	21 854 29	
28729	B. PRINCIPAL FUND 16 367 22	-0-	46 222 74	3 835 00	
28731	4. COOPERATIVE INSPECTION SERVICE 228 565 43	-0-	1 000 00	445 056 86	
28733	5. ECC INSPECTION SERVICE 14 958 27	-0-	-0-	23 519 16	
28735	6. STRUCTURAL PEST CONTROL COMM. 14 717 97	-0-	-0-	17 695 00	
28737	7. VOLUNTARY POULTRY INSPECTION 2 161 70	-0-	-0-	-0-	
28739	8. CREDIT UNION SUPERVISION 22 629 08	-0-	-0-	53 176 52	
28741	9. STATE FAIR 92 449 29	-0-	-0-	392 772 94	
28743	10. SURPLUS COMMODITIES REVOLVING FUND 96 667 01	25 364 84	-0-	11 801 01	
28745	11. SHEEP DISTRIBUTION PROJECT 51 553 22	-0-	-0-	34 844 90	
28749	12. RESEARCH AND MARKETING 18 307 84	-0-	-0-	58 900 00	
28751	13. SPECIAL DEPOSITORY ACCOUNT 8 000 00	-0-	-0-	500 00	
28753	14. VOLUNTARY MEAT INSPECTION 13 352 07	-0-	-0-	86 495 91	
<u>2. STATE COLLEGE OF A AND E.:</u>					
28821	1. AGRICULTURE EXPERIMENT STATION 2 242 66	-0-	-0-	1 166 138 00	
28823	2. EXPERIMENT STATION - GIFT 277 733 03	-0-	-0-	957 368 13	
28841	3. COOPERATIVE AGRICULTURAL EXTENSION- SMITH LEVER - FEDERAL 3 309 12	-0-	-0-	2 778 427 88	
<u>TOTAL AGRICULTURE</u>		<u>\$ 1 003 707 33</u>	<u>\$ 1 266 360 84</u>	<u>\$ 74 358 39</u>	<u>\$ 7 686 538 18</u>
<u>IX EMPLOYMENT SECURITY COMMISSION:</u>					
<u>1. EMPLOYMENT SECURITY COMMISSION:</u>					
30721	1. ADMINISTRATION ACCOUNT \$ 268 570 04	\$ -0-	\$ -0-	\$ 6 245 668 49	
30723	2. SPECIAL UNEMPLOYMENT COMPENSATION 230 555 59	-0-	-0-	63 069 54	
30725	3. CLAIMS AND BENEFITS ACCOUNT 357 477 31	46 150 000 00	-0-	31 645 45	
30727	4. CLEARING ACCOUNT 25 399 81	-0-	-0-	37 508 634 38	
30729	5. FEDERAL EMPLOYEES BENEFIT ACCT. 153 528 00	-0-	-0-	3 025 511 00	
30733	6. EXTENDED BENEFITS -0-	-0-	-0-	5 395 859 00	
<u>TOTAL EMPLOYMENT SECURITY COMMISSION</u>		<u>\$ 1 035 530 75</u>	<u>\$ 46 150 000 00</u>	<u>\$ -0-</u>	<u>\$ 52 270 387 86</u>
<u>X RETIREMENT AND PENSIONS:</u>					
32761	1. TEACHERS AND STATE EMPLOYEES RETIREMENT SYSTEM \$ 246 757 37	\$ 15 614 261 00	\$54 748 305 43	\$ 13 765 934 41	
32763	2. LOCAL GOVERNMENTAL EMPLOYEES RETIREMENT SYSTEM 176 026 09	-0-	4 970 314 12	4 700 438 62	
32781	3. SOCIAL SECURITY PROGRAM 1 287 894 37	5 944 089 30	-0-	18 654 131 25	
32801	4. LAW ENFORCEMENT OFFICERS' BENEFIT AND RETIREMENT FUND 56 499 54	-0-	1 164 536 46	1 649 035 52	
32821	5. SPANISH AMERICAN WAR VETERANS 5 211 01	-0-	-0-	-0-	
32823	6. N.C. FIREMEN'S PENSION FUND 170 720 00	470 000 00	-0-	162 895 00	
<u>TOTAL RETIREMENT AND PENSIONS</u>		<u>\$ 1 943 108 38</u>	<u>\$ 22 028 350 30</u>	<u>\$60 883 156 01</u>	<u>\$ 38 932 434 80</u>
<u>XI DEBT SERVICE:</u>					
<u>1. BOND REDEMPTION:</u>					
34761	1. HIGHWAY FUND BONDS \$ 4 528 000 00	\$ 17 000 000 00	\$ -0-	\$ -0-	
34763	2. GENERAL FUND BONDS 582 600 00	9 968 000 00	-0-	-0-	
34765	3. TVA - SWAIN COUNTY BONDS 119 04	-0-	-0-	-0-	

(CONTINUED)



	TRANSFERS TO OTHER CODES	PURCHASE OF INVESTMENTS AND/OR LOANS MADE	OTHER DISBURSEMENTS	CASH BALANCE JUNE 30, 1961	INVESTMENTS (PAR VALUE) 6-30-61	CASH AND INVESTMENTS 6-30-61
1.						
1.	\$ 18 552 00	\$ -0-	\$ 2 735 347 27	\$ 49 259 73	\$ 100 000 00	\$ 149 259 73
2.	-0-	-0-	103 165 39	95 500 52	-0-	95 500 52
3.						
A.	3 283 00	-0-	49 485 48	10 238 55	-0-	10 238 55
8.	-0-	48 597 63	62 10	17 765 23	676 546 00	694 311 23
4.	3 726 00	-0-	417 182 96	253 713 33	40 000 00	293 713 33
5.	-0-	-0-	24 876 04	13 601 39	-0-	13 601 39
6.	-0-	-0-	13 979 14	18 433 83	-0-	18 433 83
7.	-0-	-0-	-0-	2 161 70	-0-	2 161 70
8.	-0-	-0-	47 038 16	28 767 44	-0-	28 767 44
9.	-0-	-0-	347 951 17	137 271 06	-0-	137 271 06
10.	-0-	-0-	28 705 89	105 126 97	-0-	105 126 97
11.	-0-	-0-	41 444 46	44 953 66	-0-	44 953 66
12.	58 573 80	-0-	-0-	18 634 04	-0-	18 634 04
13.	-0-	-0-	3 500 00	5 000 00	-0-	5 000 00
14.	-0-	-0-	86 701 59	13 146 39	-0-	13 146 39
2.						
1.	1 168 380 66	-0-	-0-	-0-	-0-	-0-
2.	901 609 63	-0-	-0-	333 491 53	-0-	333 491 53
3.	2 767 628 57	-0-	-0-	14 108 43	-0-	14 108 43
	<u>\$ 4 921 753 66</u>	<u>\$ 48 597 63</u>	<u>\$ 3 899 439 65</u>	<u>\$ 1 161 173 80</u>	<u>\$ 816 546 00</u>	<u>\$ 1 977 719 80</u>
1.						
1.	\$ 18 183 58	\$ -0-	\$ 5 985 992 06	\$ 510 062 89	\$ -0-	\$ 510 062 89
2.	-0-	-0-	903 50	292 721 63	-0-	292 721 63
3.	-0-	-0-	45 950 575 41	588 547 35	-0-	588 547 35
4.	37 350 000 00	-0-	169 868 82	14 165 37	-0-	14 165 37
5.	-0-	-0-	2 713 515 50	465 523 50	-0-	465 523 50
6.	-0-	-0-	2 462 064 00	2 933 795 00	-0-	2 933 795 00
	<u>\$ 37 368 183 58</u>	<u>\$ -0-</u>	<u>\$ 57 282 919 29</u>	<u>\$ 4 804 815 74</u>	<u>\$ -0-</u>	<u>\$ 4 804 815 74</u>
1.	\$ 5 944 089 30	\$69 335 786 84	\$ 8 960 573 80	\$ 134 808 27	\$287 490 514 28	\$287 625 322 55
2.	-0-	8 819 867 80	882 171 48	144 739 55	33 580 000 00	33 724 739 55
3.	-0-	-0-	23 886 898 29	1 999 216 63	-0-	1 999 216 63
4.	-0-	2 276 131 96	481 944 98	111 994 58	20 114 338 53	20 226 333 11
5.	-0-	-0-	1 000 00	4 211 01	-0-	4 211 01
6.	-0-	-0-	11 255 00	792 360 00	-0-	792 360 00
	<u>\$ 5 944 089 30</u>	<u>\$80 431 786 60</u>	<u>\$ 34 223 843 55</u>	<u>\$ 3 187 330 04</u>	<u>\$341 184 852 81</u>	<u>\$344 372 182 85</u>
1.						
1.	\$ -0-	\$ -0-	\$ 12 450 000 00	\$ 9 078 000 00	\$ -0-	\$ 9 078 000 00
2.	-0-	-0-	6 576 500 00	3 974 100 00	-0-	3 974 100 00
3.	-0-	-0-	-0-	119 04	-0-	119 04

(CONTINUED)





CODE NUMBER		CASH BALANCE JULY 1, 1960	TRANSFERS FROM OTHER CODES	SALE OF INVESTMENTS COLLECTION OF INTEREST AND LOANS	OTHER RECEIPTS
XI	<u>DEBT SERVICE (CONT'G.):</u>				
	2. <u>BOND INTEREST:</u>				
34821	1. HIGHWAY AND GENERAL FUNDS	\$ 1 717 434 33	\$ 6 197 737 50	\$ -0-	\$ -0-
34823	2. HIGHWAY FUND - OLO ACCOUNTS	91 621 30	-0-	-0-	-0-
34825	3. GENERAL FUND - OLO ACCOUNTS	47 813 26	-0-	-0-	-0-
34827	4. JONES COUNTY BOND INTEREST	18 76	-0-	-0-	-0-
	3. <u>DEBT SERVICE RESERVES:</u>				
34903	1. APPALACHIAN STATE TEACHERS COLLEGE	15 255 73	-0-	-0-	14 291 00
34905	2. WESTERN CAROLINA COLLEGE	126 185 60	-0-	-0-	69 237 91
	<u>TOTAL DEBT SERVICE</u>	<u>\$ 7 109 048 02</u>	<u>\$ 33 165 737 50</u>	<u>\$ -0-</u>	<u>\$ 83 528 91</u>
XII	<u>CAPITAL IMPROVEMENTS:</u>				
	<u>1941 CAPITAL IMPROVEMENT FUND:</u>				
64101	1. ATLANTIC AND N.C. RAILROAD	\$ (4 363 80)	\$ -0-	\$ 4 363 80	\$ -0-
64111	2. EASTERN N.C. SANATORIUM	181 15	-0-	-0-	-0-
	<u>1943 CAPITAL IMPROVEMENT FUND:</u>				
64301	1. UNIVERSITY OF NORTH CAROLINA	36 586 62	-0-	-0-	-0-
	<u>1947 CAPITAL IMPROVEMENT FUND:</u>				
64731	1. UNIVERSITY OF NORTH CAROLINA	141 980 57	27 000 00	-0-	-0-
64732	2. STATE COLLEGE OF A & E	2 984 53	-0-	-0-	-0-
64736	3. WESTERN CAROLINA COLLEGE	9 885 57	-0-	-0-	-0-
64737	4. APPALACHIAN STATE TEACHERS COLLEGE	4 110 88	-0-	-0-	-0-
64738	5. PEMBROKE STATE COLLEGE	33 40	-0-	-0-	-0-
64739	6. WINSTON-SALEM STATE TEACHERS COLLEGE	48 301 02	-0-	-0-	-0-
64751	7. MEDICAL CARE COMMISSION	2 162 50	-0-	-0-	-0-
64752	8. OOROTHEA DIX HOSPITAL	26 517 08	-0-	-0-	-0-
64753	9. BROUGHTON HOSPITAL	4 611 98	-0-	-0-	-0-
64756	10. JOHN UMSTEAD HOSPITAL	118 867 96	-0-	-0-	53 503 85
64758	11. N.C. CEREBRAL PALSY HOSPITAL	15 567 79	-0-	-0-	-0-
64759	12. NORTH CAROLINA SANATORIUM	4 093 04	-0-	-0-	-0-
64761	13. WESTERN N.C. SANATORIUM	18 303 89	-0-	-0-	-0-
64762	14. EASTERN N.C. SANATORIUM	84 111 43	-0-	-0-	-0-
64771	15. DEPARTMENT OF CONSERVATION AND DEVELOPMENT	17 555 91	-0-	-0-	-0-
	<u>1949 CAPITAL IMPROVEMENT FUND:</u>				
64915	1. STATE TRAINING SCHOOL FOR NEGRO GIRLS	2 322 67	-0-	-0-	-0-
64922	2. UNIVERSITY OF NORTH CAROLINA	474 74	-0-	-0-	-0-
64924	3. STATE COLLEGE OF A & E	3 434 52	-0-	-0-	-0-
64927	4. AGRICULTURAL AND TECHNICAL COLLEGE	43 384 69	-0-	-0-	-0-
64929	5. APPALACHIAN STATE TEACHERS COLLEGE	11 405 93	-0-	-0-	-0-
64931	6. PEMBROKE STATE COLLEGE	856 04	-0-	-0-	-0-
64932	7. WINSTON-SALEM TEACHERS COLLEGE	19 639 45	-0-	-0-	-0-
64951	8. MEDICAL CARE COMMISSION	45 079 78	-0-	-0-	-0-
64953	9. BROUGHTON HOSPITAL	1 279 84	-0-	-0-	-0-
64958	10. NORTH CAROLINA SANATORIUM	10 027 72	-0-	-0-	-0-
64959	11. WESTERN N.C. SANATORIUM	5 843 93	-0-	-0-	-0-
64961	12. EASTERN N.C. SANATORIUM	77 305 79	-0-	-0-	14 885 04
64971	13. DEPARTMENT OF CONSERVATION AND DEVELOPMENT	55 482 57	-0-	-0-	-0-
64972	14. COMMERCIAL FISHERIES	845 89	-0-	-0-	1 718 00
64981	15. DEPARTMENT OF AGRICULTURE	1 374 30	-0-	-0-	-0-

(CONTINUED)

	TRANSFERS TO OTHER CODES	PURCHASE OF INVESTMENTS AND/OR LOANS MADE	OTHER DISBURSEMENTS	CASH BALANCE JUNE 30, 1961	INVESTMENTS (PAR VALUE) 6-30-61	CASH AND INVESTMENTS 6-30-61
2.						
1.	\$ -0-	\$ -0-	\$ 6 304 274 84	\$ 1 610 896 99	\$ -0-	\$ 1 610 896 99
2.	-0-	-0-	-0-	91 621 30	-0-	91 621 30
3.	-0-	-0-	-0-	47 813 26	-0-	47 813 26
4.	-0-	-0-	-0-	18 76	-0-	18 76
3.						
1.	-0-	-0-	-0-	29 546 73	-0-	29 546 73
2.	-0-	-0-	18 513 33	176 910 18	-0-	176 910 18
	<u>\$ -0-</u>	<u>\$ -0-</u>	<u>\$ 25 349 288 17</u>	<u>\$ 15 009 026 26</u>	<u>\$ -0-</u>	<u>\$ 15 009 026 26</u>
1.	\$ -0-	\$ -0-	\$ -0-	\$ -0-	\$ -0-	\$ -0-
2.	181 15	-0-	-0-	-0-	-0-	-0-
1.	-0-	-0-	36 586 62	-0-	-0-	-0-
1.	9 698 78	-0-	72 394 96	86 886 83	-0-	86 886 83
2.	-0-	-0-	-0-	2 984 53	-0-	2 984 53
3.	-0-	-0-	2 092 63	7 792 94	-0-	7 792 94
4.	-0-	-0-	-0-	4 110 88	-0-	4 110 88
5.	-0-	-0-	-0-	33 40	-0-	33 40
6.	-0-	-0-	-0-	48 301 02	-0-	48 301 02
7.	-0-	-0-	2 162 50	-0-	-0-	-0-
8.	26 517 08	-0-	-0-	-0-	-0-	-0-
9.	-0-	-0-	-0-	4 611 98	-0-	4 611 98
10.	5 065 00	-0-	73 581 56	93 725 25	-0-	93 725 25
11.	-0-	-0-	-0-	15 567 79	-0-	15 567 79
12.	-0-	-0-	-0-	4 093 04	-0-	4 093 04
13.	-0-	-0-	-0-	18 303 89	-0-	18 303 89
14.	-0-	-0-	-0-	84 111 43	-0-	84 111 43
15.	-0-	-0-	-0-	17 555 91	-0-	17 555 91
1.	-0-	-0-	-0-	2 322 67	-0-	2 322 67
2.	474 74	-0-	-0-	-0-	-0-	-0-
3.	-0-	-0-	-0-	3 434 52	-0-	3 434 52
4.	12 585 00	-0-	14 787 97	16 011 72	-0-	16 011 72
5.	-0-	-0-	483 90	10 922 03	-0-	10 922 03
6.	-0-	-0-	-0-	856 04	-0-	856 04
7.	-0-	-0-	-0-	19 639 45	-0-	19 639 45
8.	-0-	-0-	31 747 48	13 332 30	-0-	13 332 30
9.	-0-	-0-	-0-	1 279 84	-0-	1 279 84
10.	-0-	-0-	-0-	10 027 72	-0-	10 027 72
11.	-0-	-0-	-0-	5 843 93	-0-	5 843 93
12.	-0-	-0-	-0-	92 190 83	-0-	92 190 83
13.	-0-	-0-	5 260 55	50 222 02	-0-	50 222 02
14.	-0-	-0-	2 177 45	386 44	-0-	386 44
15.	1 374 30	-0-	-0-	-0-	-0-	-0-

(CONTINUED)





CODE NUMBER		CASH BALANCE JULY 1, 1960	TRANSFERS FROM OTHER CODES	SALE OF INVESTMENTS COLLECTION OF INTEREST AND LOANS	OTHER RECEIPTS
XII	<u>CAPITAL IMPROVEMENTS (CONT'D.):</u>				
	<u>1949 CAPITAL IMPROVEMENT FUNO (CONT'D.):</u>				
64982	16. AGRICULTURAL EXPERIMENT STATION	\$ 104 84	\$ -0-	\$ -0-	\$ -0-
	<u>1951 CAPITAL IMPROVEMENT:</u>				
65111	1. N.C. ARMORY COMMISSION	29 148 99	43 170 02	-0-	7 890 00
65131	2. MEDICAL CARE COMMISSION	11 445 93	-0-	-0-	-0-
65141	3. CAPE HATTERAS SEASHORE COMM.	5 486 79	-0-	-0-	-0-
65142	4. RESTORATION OF TRYON PALACE	8 530 48	-0-	-0-	138 920 00
64921	SCHOOL PLANT CONSTRUCTION, IMPROVEMENT AND REPAIR FUNO - 1949	3 000 00	-0-	-0-	-0-
65399	SCHOOL PLANT CONSTRUCTION AND IMPROVEMENT - 1953	1 673 342 73	-0-	-0-	-0-
	<u>1953 CAPITAL IMPROVEMENTS- NEW PROJECTS:</u>				
65317	1. STATE COLLEGE OF A & E	1 365 24	-0-	-0-	-0-
65319	2. EAST CAROLINA COLLEGE	153 79	-0-	-0-	-0-
65324	3. APPALACHIAN STATE TEACHERS COLLEGE	20 336 86	-0-	-0-	-0-
65325	4. PEMBROKE STATE COLLEGE	215 04	-0-	-0-	-0-
65326	5. WINSTON-SALEM STATE TEACHERS COLLEGE	33 000 00	-0-	-0-	-0-
65331	6. MEDICAL CARE COMMISSION	51 169 65	-0-	-0-	-0-
65332	7. NORTH CAROLINA SANATORIUM	22 056 52	-0-	-0-	-0-
65337	8. AGRICULTURAL EXPERIMENT STATION	989 16	-0-	-0-	-0-
	<u>1953 CAPITAL IMPROVEMENTS - BONO FUNO:</u>				
65341	1. GENERAL SERVICES	523 64	-0-	-0-	-0-
65342	2. DEPARTMENT OF AGRICULTURE	2 809 54	-0-	-0-	-0-
65347	3. N.C. ARMORY COMMISSION	3 078 00	-0-	-0-	-0-
65352	4. STONEWALL JACKSON TRAINING SCHOOL	1 716 47	-0-	-0-	-0-
65353	5. STATE HOME & INDUSTRIAL SCHOOL FOR GIRLS	24 148 93	-0-	-0-	-0-
65355	6. EASTERN CAROLINA TRAINING SCHOOL	1 708 80	-0-	-0-	-0-
65361	7. COMMISSION FOR THE BLIND	-0-	18 926 26	-0-	12 583 00
65366	8. UNIVERSITY OF NORTH CAROLINA	4 113 53	10 173 52	-0-	34 630 12
65367	9. STATE COLLEGE OF A & E	4 386 43	-0-	-0-	-0-
65372	10. WESTERN CAROLINA COLLEGE	422 85	-0-	-0-	-0-
65373	11. APPALACHIAN STATE TEACHERS COLLEGE	8 173 63	-0-	-0-	-0-
65374	12. WINSTON-SALEM STATE TEACHERS COLLEGE	12 971 51	-0-	-0-	-0-
65376	13. FAYETTEVILLE STATE TEACHERS COLLEGE	59 47	-0-	-0-	-0-
65377	14. N.C. COLLEGE AT DURHAM	290 80	-0-	-0-	-0-
65382	15. EASTERN N.C. SANATORIUM	100 000 00	-0-	-0-	-0-
	<u>1953 CAPITAL IMPROVEMENTS - MENTAL INSTITUTIONS:</u>				
65391	1. DOROTHEA OIX HOSPITAL	50 906 94	-0-	-0-	-0-
65392	2. BROUGHTON HOSPITAL	4 078 27	-0-	-0-	-0-
65393	3. CHERRY HOSPITAL	142 220 76	-0-	-0-	-0-
65394	4. JOHN UMSTEAO HOSPITAL	58 528 02	-0-	-0-	66 448 41
65395	5. MUROOGH SCHOOL	6 160 16	-0-	-0-	-0-
65396	6. CASWELL SCHOOL	8 500 00	-0-	-0-	-0-
	7. EXPENSE OF BONO SALE	16 801 93	-0-	-0-	-0-
	<u>1957 CAPITAL IMPROVEMENT FUNO:</u>				
65701	1. GENERAL SERVICES	38 664 25	-0-	-0-	5 943 91
65706	2. N.C. ARMORY COMMISSION	340 757 69	-0-	-0-	1 144 717 05

(CONTINUED)



	TRANSFERS TO OTHER CODES	PURCHASE OF INVESTMENTS AND/OR LOANS MADE	OTHER DISBURSEMENTS	CASH BALANCE JUNE 30, 1961	INVESTMENTS (PAR VALUE) 6-30-61	CASH AND INVESTMENTS 6-30-61
16.	\$ -0-	\$ -0-	\$ -0-	\$ 104 84	\$ -0-	\$ 104 84
1.	-0-	-0-	14 928 87	65 280 14	-0-	65 280 14
2.	-0-	-0-	11 445 93	-0-	-0-	-0-
3.	-0-	-0-	-0-	5 486 79	-0-	5 486 79
4.	-0-	-0-	134 190 39	13 260 09	-0-	13 260 09
	-0-	-0-	-0-	3 000 00	-0-	3 000 00
	-0-	-0-	728 819 49	944 523 24	-0-	944 523 24
1.	-0-	-0-	-0-	1 365 24	-0-	1 365 24
2.	-0-	-0-	-0-	153 79	-0-	153 79
3.	-0-	-0-	-0-	20 336 86	-0-	20 336 86
4.	-0-	-0-	-0-	215 04	-0-	215 04
5.	-0-	-0-	-0-	33 000 00	-0-	33 000 00
6.	-0-	-0-	34 771 49	16 398 16	-0-	16 398 16
7.	-0-	-0-	-0-	22 056 52	-0-	22 056 52
8.	-0-	-0-	-0-	989 16	-0-	989 16
1.	123 44	-0-	400 20	-0-	-0-	-0-
2.	-0-	-0-	-0-	2 809 54	-0-	2 809 54
3.	-0-	-0-	3 078 00	-0-	-0-	-0-
4.	-0-	-0-	-0-	1 716 47	-0-	1 716 47
5.	-0-	-0-	17 713 87	6 435 06	-0-	6 435 06
6.	-0-	-0-	-0-	1 708 80	-0-	1 708 80
7.	-0-	-0-	27 051 84	4 457 42	-0-	4 457 42
8.	-0-	-0-	4 587 68	44 329 49	-0-	44 329 49
9.	-0-	-0-	2 023 25	2 363 18	-0-	2 363 18
10.	-0-	-0-	263 87	158 98	-0-	158 98
11.	-0-	-0-	-0-	8 173 63	-0-	8 173 63
12.	-0-	-0-	-0-	12 971 51	-0-	12 971 51
13.	59 47	-0-	-0-	-0-	-0-	-0-
14.	-0-	-0-	290 80	-0-	-0-	-0-
15.	-0-	-0-	-0-	100 000 00	-0-	100 000 00
1.	39 503 48	-0-	3 518 73	7 884 73	-0-	7 884 73
2.	-0-	-0-	-0-	4 078 27	-0-	4 078 27
3.	-0-	-0-	46 802 92	95 417 84	-0-	95 417 84
4.	14 933 00	-0-	85 139 95	24 903 48	-0-	24 903 48
5.	-0-	-0-	5 000 00	1 160 16	-0-	1 160 16
6.	-0-	-0-	-0-	8 500 00	-0-	8 500 00
7.	-0-	-0-	-0-	16 801 93	-0-	16 801 93
1.	6 30	-0-	44 598 00	3 86	-0-	3 86
2.	-0-	-0-	1 395 992 83	89 481 91	-0-	89 481 91

(CONTINUED)





CODE NUMBER		CASH BALANCE JULY 1, 1960	TRANSFERS FROM OTHER CODES	SALE OF INVESTMENTS COLLECTION OF INTEREST AND LOANS	OTHER RECEIPTS
XII	<u>CAPITAL IMPROVEMENTS (CONT'D.):</u>				
	<u>1957 CAPITAL IMPROVEMENT FUND (CONT'D.):</u>				
65710	3. N.C. BOARD OF CORRECTION AND TRAINING	\$ 15 899 19	\$ -0-	\$ -0-	\$ -0-
65711	4. STONEWALL JACKSON TRAINING SCHOOL	55 646 53	-0-	-0-	-0-
65712	5. STATE HOME AND INDUSTRIAL SCHOOL FOR GIRLS	4 044 07	-0-	-0-	-0-
65713	6. MORRISON TRAINING SCHOOL	1 538 06	-0-	-0-	-0-
65714	7. EAST CAROLINA TRAINING SCHOOL	848 29	-0-	-0-	-0-
65715	8. STATE TRAINING SCHOOL FOR NEGRO GIRLS	9 487 91	-0-	-0-	-0-
65716	9. PRISON DEPARTMENT	661 476 25	-0-	-0-	35 920 00
65721	10. CONFEDERATE WOMEN'S HOME	19 399 35	-0-	-0-	-0-
65727	11. UNIVERSITY OF NORTH CAROLINA	122 759 31	-0-	-0-	36 15
65729	12. STATE COLLEGE OF A & E	1 135 444 50	9 553 43(1)	-0-	52 142 90
65731	13. STATE COLLEGE REVOLVING FUND	105 144 43	-0-	-0-	-0-
65732	14. THE WOMAN'S COLLEGE	237 599 76	-0-	-0-	-0-
65733	15. EAST CAROLINA COLLEGE	21 042 97	130 500 00(1)	-0-	-0-
65735	16. AGRICULTURE AND TECHNICAL COLLEGE	150 008 11	-0-	-0-	78 00
65737	17. WESTERN CAROLINA COLLEGE	37 645 04	12 600 00(1)	-0-	-0-
65738	18. APPALACHIAN STATE TEACHERS COLLEGE	306 190 89	-0-	-0-	16 833 03
65741	19. PEMBROKE STATE COLLEGE	213 65	-0-	-0-	-0-
65742	20. WINSTON-SALEM TEACHERS COLLEGE	128 361 58	-0-	-0-	-0-
65744	21. ELIZABETH CITY STATE TEACHERS COLLEGE	4 302 73	-0-	-0-	-0-
65745	22. FAYETTEVILLE STATE TEACHERS COLLEGE	46 25	-0-	-0-	-0-
65746	23. N.C. COLLEGE AT DURHAM	1 955 56	-0-	-0-	-0-
65747	24. N.C. SCHOOL FOR THE DEAF	14 812 22	-0-	-0-	-0-
65748	25. STATE SCHOOL FOR THE BLIND AND THE DEAF	30 202 26	-0-	-0-	-0-
65749	26. COMMUNITY COLLEGES - DEPT. OF ADMINISTRATION	1 028 616 46	-0-	-0-	-0-
65750	27. PURCHASE OF LAND - DEPT. OF ADMINISTRATION	282 337 22	-0-	-0-	-0-
65751	28. STATE PORTS AUTHORITY	186 684 05	-0-	-0-	1 928 90
65752	29. DEPT. OF ARCHIVES & HISTORY	57 889 58	-0-	-0-	25 775 00
65756	30. N.C. MEDICAL CARE COMMISSION	80 299 78	-0-	-0-	-0-
65757	31. DOROTHEA OIX HOSPITAL	1 028 960 43	84 020 56	-0-	-0-
65758	32. BROUGHTON HOSPITAL	81 547 20	18 847 31	-0-	5 643 67
65759	33. CHERRY HOSPITAL	126 931 75	-0-	-0-	-0-
65761	34. O'BERRY SCHOOL	100 180 00	-0-	-0-	-0-
65762	35. JOHN UMSTEAD HOSPITAL	207 544 30	5 065 00	-0-	-0-
65763	36. MURDOGH SCHOOL	57 071 72	-0-	-0-	10 475 47
65764	37. CASWELL SCHOOL	110 849 25	23 575 69	-0-	-0-
65765	38. NORTH CAROLINA SANATORIUM	95 062 16	-0-	-0-	-0-
65771	39. DEPT. OF CONSERVATION AND DEVELOPMENT	147 928 59	-0-	-0-	5 634 05
65772	40. KERR RESERVOIR DEVELOPMENT COMMISSION	43 00	-0-	-0-	-0-
65777	41. DEPARTMENT OF AGRICULTURE	72 000 41	1 374 30	-0-	-0-
65778	42. AGRICULTURE EXPERIMENT STATION	83 119 48	-0-	-0-	-0-

(CONTINUED)

	TRANSFERS TO OTHER CODES	PURCHASE OF INVESTMENTS AND/OR LOANS MADE	OTHER DISBURSEMENTS	CASH BALANCE JUNE 30, 1961	INVESTMENTS (PAR VALUE) 6-30-61	CASH AND INVESTMENTS 6-30-61
3.	\$ -0-	\$ -0-	\$ 13 076 83	\$ 2 822 36	\$ -0-	\$ 2 822 36
4.	-0-	-0-	20 877 03	34 769 50	-0-	34 769 50
5.	-0-	-0-	2 419 82	1 624 25	-0-	1 624 25
6.	-0-	-0-	-0-	1 538 06	-0-	1 538 06
7.	-0-	-0-	177 79	670 50	-0-	670 50
8.	-0-	-0-	7 879 08	1 608 83	-0-	1 608 83
9.	-0-	-0-	514 620 44	182 775 81	-0-	182 775 81
10.	-0-	-0-	19 229 62	169 73	-0-	169 73
11.	-0-	-0-	106 287 97	16 507 49	-0-	16 507 49
12.	-0-	-0-	659 130 83	538 010 00	-0-	538 010 00
13.	9 553 43(1)	-0-	-0-	95 591 00	-0-	95 591 00
14.	-0-	-0-	95 275 49	142 324 27	-0-	142 324 27
15.	-0-	-0-	133 261 89	18 281 08	-0-	18 281 08
16.	-0-	-0-	140 177 23	9 908 88	-0-	9 908 88
17.	-0-	-0-	46 520 72	3 724 32	-0-	3 724 32
18.	-0-	-0-	92 435 77	230 588 15	-0-	230 588 15
19.	-0-	-0-	-0-	213 65	-0-	213 65
20.	-0-	-0-	-0-	128 361 58	-0-	128 361 58
21.	-0-	-0-	-0-	4 302 73	-0-	4 302 73
22.	46 25	-0-	-0-	-0-	-0-	-0-
23.	-0-	-0-	-0-	1 955 56	-0-	1 955 56
24.	5 465 00	-0-	4 338 34	5 008 88	-0-	5 008 88
25.	-0-	-0-	3 153 23	27 049 03	-0-	27 049 03
26.	-0-	-0-	435 227 02	593 389 44	-0-	593 389 44
27.	143 100 00(1)	-0-	82 238 85	56 998 37	-0-	56 998 37
28.	-0-	-0-	51 066 21	137 546 74	-0-	137 546 74
29.	-0-	-0-	31 663 57	52 001 01	-0-	52 001 01
30.	-0-	-0-	71 697 28	8 602 50	-0-	8 602 50
31.	-0-	-0-	664 408 69	448 572 30	-0-	448 572 30
32.	-0-	-0-	43 028 58	63 009 60	-0-	63 009 60
33.	-0-	-0-	150 00	126 781 75	-0-	126 781 75
34.	-0-	-0-	-0-	100 180 00	-0-	100 180 00
35.	-0-	-0-	15 631 46	196 977 84	-0-	196 977 84
36.	-0-	-0-	48 878 46	18 668 73	-0-	18 668 73
37.	-0-	-0-	103 373 11	31 051 83	-0-	31 051 83
38.	-0-	-0-	34 746 32	60 315 84	-0-	60 315 84
39.	-0-	-0-	57 966 58	95 596 06	-0-	95 596 06
40.	-0-	-0-	43 00	-0-	-0-	-0-
41.	-0-	-0-	73 301 88	72 83	-0-	72 83
42.	-0-	-0-	80 175 99	2 943 49	-0-	2 943 49

(CONTINUED)





CODE NUMBER		CASH BALANCE JULY 1, 1960	TRANSFERS FROM OTHER CODES	SALE OF INVESTMENTS COLLECTION OF INTEREST AND LOANS	OTHER RECEIPTS
<u>XII CAPITAL IMPROVEMENTS (CONT'G.):</u>					
<u>1957 CAPITAL IMPROVEMENT -</u>					
<u>BONO FUNDS:</u>					
65781	1. UNIVERSITY OF NORTH CAROLINA	\$ 129 547 34	\$ -0-	\$ -0-	\$ 17 10
65782	2. STATE COLLEGE OF A & E	1 822 830 65	-0-	-0-	-0-
65783	3. THE WOMAN'S COLLEGE	133 375 81	-0-	-0-	6 297 54
65784	4. EAST CAROLINA COLLEGE	61 732 29	-0-	-0-	-0-
65785	5. WESTERN CAROLINA COLLEGE	2 015 32	-0-	-0-	-0-
65786	6. APPALACHIAN STATE TEACHERS COLLEGE	617 241 87	-0-	-0-	-0-
65787	7. N.C. SCHOOL FOR THE DEAF	1 224 47	-0-	-0-	-0-
65792	8. BROUGHTON HOSPITAL	62 936 91	-0-	-0-	-0-
65793	9. CHERRY HOSPITAL	573 900 00	-0-	-0-	-0-
65794	10. JOHN UMSTEAD HOSPITAL	154 608 27	-0-	-0-	-0-
<u>1959 CAPITAL IMPROVEMENT BONO FUNDS:</u>					
65901	1. DEPARTMENT OF ADMINISTRATION	58 001 93	129 74	-0-	5 496 32
65902	2. STATE COLLEGE OF A & E	24 901 00	-0-	-0-	1 100 00
65903	3. DEPARTMENT OF MOTOR VEHICLES	23 519 91	9 712 82	-0-	-0-
65904	4. PRISON DEPARTMENT	510 119 20	821 222 00	-0-	172 014 63
65905	5. WILDLIFE RESOURCES COMMISSION	64 551 20	100 868 22	-0-	-0-
65909	6. STATE LAND FUNDS	-0-	-0-	-0-	16 100 00
65911	7. GENERAL SERVICE	1 582 199 72	62 468 00	-0-	17 942 18
65912	8. LEGISLATIVE BUILDING COMM.	4 452 993 39	-0-	-0-	6 10
65915	9. STONEWALL JACKSON TRAINING SCHOOL	20 427 51	-0-	-0-	-0-
65916	10. STATE HOME AND INDUSTRIAL SCHOOL FOR GIRLS	147 875 00	-0-	-0-	-0-
65917	11. MORRISON TRAINING SCHOOL	68 724 43	-0-	-0-	-0-
65918	12. EASTERN CAROLINA TRAINING SCHOOL	28 700 00	-0-	-0-	-0-
65919	13. STATE TRAINING SCHOOL FOR NEGRO GIRLS	132 411 61	16 000 00	-0-	93 00
65920	14. BOARD OF CORRECTION & TRAINING	-0-	50 000 00	-0-	-0-
65921	15. STATE COMMISSION FOR THE BLIND	11 500 00	34 895 00	-0-	3 707 00
65925	16. UNIVERSITY OF NORTH CAROLINA	100 520 15	140 000 00	-0-	7 066 44
65926	17. U.N.C. DIVISION OF HEALTH AFFAIRS	205 165 21	2 817 65	-0-	585 115 75
65927	18. STATE COLLEGE OF A & E	1 038 003 65	75 000 00	-0-	76 874 16
65928	19. THE WOMAN'S COLLEGE	232 263 54	-0-	-0-	180 000 00
65929	20. EAST CAROLINA COLLEGE	109 716 15	13 021 56	-0-	-0-
65930	21. AGRICULTURAL AND TECHNICAL COLLEGE	111 726 41	7 225 00	-0-	-0-
65931	22. WESTERN CAROLINA COLLEGE	86 177 51	-0-	-0-	-0-
65932	23. APPALACHIAN STATE TEACHERS COLLEGE	128 982 29	-0-	-0-	60 000 00
65933	24. PEMBROKE STATE COLLEGE	6 857 50	-0-	-0-	-0-
65934	25. WINSTON-SALEM STATE TEACHERS COLLEGE	185 500 00	-0-	-0-	-0-
65935	26. ELIZABETH CITY STATE TEACHERS COLLEGE	213 011 99	-0-	-0-	-0-
65936	27. FAYETTEVILLE STATE TEACHERS COLLEGE	97 744 81	105 72	-0-	250 00
65937	28. NORTH CAROLINA COLLEGE AT DURHAM	136 412 41	47 150 00	-0-	12 32
65938	29. NORTH CAROLINA SCHOOL FOR THE DEAF	187 004 00	5 465 00	-0-	-0-
65939	30. STATE SCHOOL FOR THE BLIND AND THE DEAF	60 059 73	-0-	-0-	-0-
65940	31. STATE ART SOCIETY	636 000 00	-0-	-0-	-0-

(CONTINUED)



	TRANSFERS TO OTHER CODES	PURCHASE OF INVESTMENTS AND/OR LOANS MADE	OTHER DISBURSEMENTS	CASH BALANCE JUNE 30, 1961	INVESTMENTS (PAR VALUE) 6-30-61	CASH AND INVESTMENTS 6-30-61
1.	\$ -0-	\$ -0-	\$ 103 631 20	\$ 25 933 24	\$ -0-	\$ 25 933 24
2.	-0-	-0-	1 318 713 77	504 116 88	-0-	504 116 88
3.	-0-	-0-	96 581 80	43 091 55	-0-	43 091 55
4.	13 021 56	-0-	42 934 87	5 775 86	-0-	5 775 86
5.	-0-	-0-	-0-	2 015 32	-0-	2 015 32
6.	-0-	-0-	130 472 63	486 769 24	-0-	486 769 24
7.	-0-	-0-	-0-	1 224 47	-0-	1 224 47
8.	18 847 31	-0-	33 122 16	10 967 44	-0-	10 967 44
9.	-0-	-0-	106 843 41	467 056 59	-0-	467 056 59
10.	103 377 00	-0-	14 581 32	36 649 95	-0-	36 649 95
1.	-0-	-0-	62 462 14	1 165 85	-0-	1 165 85
2.	-0-	-0-	12 129 38	13 871 62	-0-	13 871 62
3.	-0-	-0-	33 232 73	-0-	-0-	-0-
4.	-0-	-0-	251 867 51	1 251 488 32	-0-	1 251 488 32
5.	-0-	-0-	156 939 32	8 480 10	-0-	8 480 10
6.	-0-	-0-	-0-	16 100 00	-0-	16 100 00
7.	-0-	-0-	881 203 98	781 405 92	-0-	781 405 92
8.	-0-	-0-	661 884 90	3 791 114 59	-0-	3 791 114 59
9.	-0-	-0-	5 159 16	15 268 35	-0-	15 268 35
10.	-0-	-0-	100 924 59	46 950 41	-0-	46 950 41
11.	-0-	-0-	58 923 91	9 800 52	-0-	9 800 52
12.	-0-	-0-	24 689 36	4 010 64	-0-	4 010 64
13.	-0-	-0-	125 258 18	23 246 43	-0-	23 246 43
14.	-0-	-0-	18 118 91	31 881 09	-0-	31 881 09
15.	-0-	-0-	50 102 00	-0-	-0-	-0-
16.	-0-	-0-	154 007 41	93 579 18	-0-	93 579 18
17.	-0-	-0-	707 005 37	86 093 24	-0-	86 093 24
18.	-0-	-0-	820 663 77	369 214 04	-0-	369 214 04
19.	14 978 65	-0-	87 955 49	309 329 40	-0-	309 329 40
20.	-0-	-0-	118 996 93	3 740 78	-0-	3 740 78
21.	-0-	-0-	30 277 78	88 673 63	-0-	88 673 63
22.	-0-	-0-	12 270 83	73 906 68	-0-	73 906 68
23.	-0-	-0-	44 509 99	144 472 30	-0-	144 472 30
24.	-0-	-0-	-0-	6 857 50	-0-	6 857 50
25.	-0-	-0-	32 326 49	153 173 51	-0-	153 173 51
26.	-0-	-0-	11 157 22	201 854 77	-0-	201 854 77
27.	-0-	-0-	89 884 39	8 216 14	-0-	8 216 14
28.	-0-	-0-	133 084 87	50 489 86	-0-	50 489 86
29.	-0-	-0-	52 750 97	139 718 03	-0-	139 718 03
30.	11 858 24	-0-	26 797 25	21 404 24	-0-	21 404 24
31.	-0-	-0-	21 280 25	614 719 75	-0-	614 719 75

(CONTINUED)





CODE NUMBER	CASH BALANCE JULY 1, 1960	TRANSFERS FROM OTHER CODES	SALE OF INVESTMENTS COLLECTION OF INTEREST AND LOANS	OTHER RECEIPTS
<u>XII CAPITAL IMPROVEMENTS (CONT'O.):</u>				
<u>1959 CAPITAL IMPROVEMENT BOND FUND (CONT'O.):</u>				
65945	32. STATE PORTS AUTHORITY \$ 375 250 28	\$ -0-	\$ -0-	\$ 21 235 83
65951	33. DOROTHEA DIX HOSPITAL 33 000 00	-0-	-0-	1 800 00
65952	34. BROUGHTON HOSPITAL 431 961 24	-0-	-0-	20 000 00
65953	35. CHERRY HOSPITAL 71 793 64	-0-	-0-	-0-
65954	36. CASWELL SCHOOL 231 545 98	-0-	-0-	-0-
65955	37. N.C. CEREBRAL PALSY HOSPITAL 6 000 00	-0-	-0-	-0-
65958	38. DEPT. OF CONSERVATION AND DEVELOPMENT 532 780 22	-0-	-0-	150 38
65959	39. KERR RESERVOIR DEVELOPMENT COMM. 15 880 24	-0-	-0-	-0-
65960	40. DEPT. OF WATER RESOURGES 593 000 00	-0-	-0-	34 69
65961	41. DEPARTMENT OF AGRICULTURE 37 778 70	-0-	-0-	541 96
65962	42. AGRICULTURE EXPERIMENT STATION 83 363 40	-0-	-0-	1 080 96
	BOND SOLO AND BOND ANTICIPATION			
	NOTE REDEEMED -0-	-0-	9 195 000 00	-0-
	BOND PREMIUM AND ACC. INTEREST -0-	-0-	65 397 04	-0-
<u>1959 CAPITAL IMPROVEMENT VOTED BOND FUND:</u>				
65963	1. STONEWALL JACKSON TRAINING SCHOOL 100 000 00	-0-	-0-	-0-
65964	2. STATE HOME AND INDUSTRIAL SCHOOL FOR GIRLS 124 000 00	-0-	-0-	-0-
65965	3. EASTERN CAROLINA TRAINING SCHOOL 116 541 75	-0-	-0-	-0-
65966	4. LEONARD TRAINING SCHOOL 124 000 00	-0-	-0-	-0-
65967	5. COMMISSION FOR THE BLIND REHABILITATION CENTER 140 000 00	-0-	-0-	-0-
	6. <u>STATE BOARD OF EDUCATION:</u>			
65968	1. INDUSTRIAL EDUCATION CENTERS EQUIPMENT 1 482 866 16	-0-	-0-	34 78
65969	2. N.C. VOCATIONAL TEXTILE SCHOOL 46 601 95	-0-	-0-	146 90
65970	7. UNIVERSITY OF NORTH CAROLINA 4 239 088 48	-0-	-0-	364 52
65971	8. U.N.C. DIVISION OF HEALTH AFFAIRS 1 034 219 64	-0-	-0-	258 238 00
65972	9. STATE COLLEGE OF A & E 3 799 000 00	-0-	-0-	-0-
65973	10. THE WOMAN'S COLLEGE 517 625 00	14 978 65	-0-	30 400 67
65974	11. EAST CAROLINA COLLEGE 1 538 405 00	10 921 81	-0-	-0-
65975	12. THE AGRICULTURAL AND TECHNICAL COLLEGE 973 312 50	5 360 00	-0-	-0-
65976	13. WESTERN CAROLINA COLLEGE 1 400 489 69	-0-	-0-	29 022 07
65977	14. APPALACHIAN STATE TEACHERS COLLEGE 1 571 750 00	-0-	-0-	-0-
65978	15. PEMBROKE STATE COLLEGE 243 765 00	-0-	-0-	-0-
65979	16. WINSTON-SALEM STATE TEACHERS COLLEGE 150 000 00	-0-	-0-	-0-
65980	17. ELIZABETH CITY STATE TEACHERS COLLEGE 71 000 00	-0-	-0-	-0-
65981	18. STATE SCHOOL FOR THE BLIND AND THE DEAF 176 737 25	11 858 24	-0-	-0-
	19. <u>DEPARTMENT OF ADMINISTRATION:</u>			
65982	1. COMMUNITY COLLEGES 1 500 000 00	-0-	-0-	-0-
65983	2. PURCHASE OF LAND 491 450 00	-0-	-0-	-0-
65984	20. STATE PORTS AUTHORITY 500 000 00	-0-	-0-	-0-
65985	21. MEDICAL CARE COMMISSION 500 000 00	-0-	-0-	-0-
65986	22. DOROTHEA DIX HOSPITAL 200 000 00	-0-	-0-	-0-

(CONTINUED)

	TRANSFERS TO OTHER CODES	PURCHASE OF INVESTMENTS AND/OR LOANS MADE	OTHER DISBURSEMENTS	CASH BALANCE JUNE 30, 1961	INVESTMENTS (PAR VALUE) 6-30-61	CASH AND INVESTMENTS 6-30-61
32.	\$ -0-	\$ -0-	\$ 263 850 92	\$ 132 635 19	\$ -0-	\$ 132 635 19
33.	18 000 00	-0-	-0-	16 800 00	-0-	16 800 00
34.	-0-	-0-	215 205 56	236 755 68	-0-	236 755 68
35.	-0-	-0-	62 661 34	9 132 30	-0-	9 132 30
36.	23 575 69	-0-	187 767 50	20 202 79	-0-	20 202 79
37.	-0-	-0-	5 588 49	411 51	-0-	411 51
38.	-0-	-0-	42 454 34	490 476 26	-0-	490 476 26
39.	-0-	-0-	6 592 99	9 287 25	-0-	9 287 25
40.	-0-	-0-	363 697 56	229 337 13	-0-	229 337 13
41.	-0-	-0-	33 473 25	4 847 41	-0-	4 847 41
42.	16 600 00	-0-	37 820 86	30 623 50	-0-	30 623 50
	-0-	9 195 000 00	-0-	-0-	-0-	-0-
	-0-	65 397 04	-0-	-0-	-0-	-0-
1.	-0-	-0-	36 978 53	63 021 47	-0-	63 021 47
2.	-0-	-0-	4 426 78	119 573 22	-0-	119 573 22
3.	-0-	-0-	68 936 80	47 604 95	-0-	47 604 95
4.	-0-	-0-	4 540 08	119 459 92	-0-	119 459 92
5.	-0-	-0-	-0-	140 000 00	-0-	140 000 00
6.						
1.	-0-	-0-	494 588 26	988 312 68	-0-	988 312 68
2.	-0-	-0-	46 726 96	21 89	-0-	21 89
7.	140 000 00	-0-	1 022 373 58	3 077 079 42	-0-	3 077 079 42
8.	-0-	-0-	412 725 03	879 732 61	-0-	879 732 61
9.	-0-	-0-	147 359 51	3 651 640 49	-0-	3 651 640 49
10.	-0-	-0-	201 556 60	361 447 72	-0-	361 447 72
11.	-0-	-0-	364 933 68	1 184 393 13	-0-	1 184 393 13
12.	-0-	-0-	142 177 06	836 495 44	-0-	836 495 44
13.	-0-	-0-	453 714 63	975 797 13	-0-	975 797 13
14.	-0-	-0-	127 525 41	1 444 224 59	-0-	1 444 224 59
15.	-0-	-0-	238 008 57	5 756 43	-0-	5 756 43
16.	-0-	-0-	-0-	150 000 00	-0-	150 000 00
17.	-0-	-0-	44 218 05	26 781 95	-0-	26 781 95
18.	-0-	-0-	62 782 47	125 813 02	-0-	125 813 02
19.						
1.	-0-	-0-	905 166 53	594 833 47	-0-	594 833 47
2.	125 650 00	-0-	230 00	365 570 00	-0-	365 570 00
20.	-0-	-0-	-0-	500 000 00	-0-	500 000 00
21.	-0-	-0-	163 926 80	336 073 20	-0-	336 073 20
22.	-0-	-0-	-0-	200 000 00	-0-	200 000 00

(CONTINUED)





CODE NUMBER	CASH BALANCE JULY 1, 1960	TRANSFERS FROM OTHER CODES	SALE OF INVESTMENTS COLLECTION OF INTEREST AND LOANS	OTHER RECEIPTS
<u>XII CAPITAL IMPROVEMENTS (CONT'D.):</u>				
<u>1959 CAPITAL IMPROVEMENT VOTED BOND FUND (CONT'D.):</u>				
65987	23. BROUGHTON HOSPITAL \$ 84 000 00	\$ -0-	\$ -0-	\$ -0-
65988	24. CHERRY HOSPITAL 2 445 120 35	-0-	-0-	2 342 50
65989	25. O'BERRY SCHOOL 1 242 260 74	-0-	-0-	-0-
65990	26. JOHN UMSTEAD HOSPITAL 1 782 521 48	14 933 00	-0-	-0-
65991	27. MURDOCH SCHOOL 1 252 596 29	103 377 00	-0-	-0-
65992	28. CASWELL SCHOOL 275 000 00	-0-	-0-	-0-
65993	29. WESTERN CAROLINA TRAINING SCHOOL 4 499 872 00	-0-	-0-	-0-
65994	30. AGRICULTURAL EXPERIMENT STATION 85 000 00	16 000 00	-0-	-0-
	BOND AUTHORIZED - UNISSUED (22 944 000 00)	-0-	-0-	-0-
	BOND ISSUED -0-	-0-	11 500 000 00	-0-
	BOND PREMIUM AND INTEREST -0-	-0-	110 754 17	-0-
<u>1961 CAPITAL IMPROVEMENT FUND:</u>				
66108	1. FARMER'S MARKET -0-	-0-	-0-	-0-
<u>TOTAL CAPITAL IMPROVEMENTS (ALL FUNDS)</u>				
	\$ 36 708 811 47	\$ 1 948 315 50	\$ 20 875 515 01	\$ 3 133 192 35
<u>XIII STATE HIGHWAY COMMISSION:</u>				
70000	1. HIGHWAY FUND \$ 66 193 976 55	\$ 2 077 714 37	\$ -0-	\$ 183 298 173 16
	BREAKDOWN OF RECEIPTS, TRANSFERS AND EXPENDITURES OF HIGHWAY FUND BY DEPARTMENTS - INCLUDED IN ABOVE TOTALS.			
	1. HIGHWAY DEPARTMENT -0-	-0-	-0-	173 254 467 34
	2. DEPARTMENT OF MOTOR VEHICLES -0-	1 717 714 37	-0-	557 496 95
	3. PRISON DEPARTMENT -0-	360 000 00	-0-	9 453 065 55
	4. PROBATION DEPARTMENT -0-	-0-	-0-	25 091 33
	5. PAROLES DEPARTMENT -0-	-0-	-0-	7 968 42
	6. UTILITIES COMMISSION - INVESTIGATION -0-	-0-	-0-	-0-
	7. CONTRIBUTIONS TO RETIREMENT SYSTEM -0-	-0-	-0-	83 57
	2. DEBT SERVICE - SECONDARY ROADS 11 862 606 57	-0-	-0-	15 531 211 65
<u>TOTAL HIGHWAY COMMISSION</u>				
	\$ 78 056 583 12	\$ 2 077 714 37	\$ -0-	\$ 198 829 384 81
<u>GRAND TOTALS</u>				
	\$143 693 219 81	\$111 029 112 69	\$83 314 037 92	\$414 322 956 20

NOTE: ITEMS MARKED (1) IN TRANSFER COLUMNS WERE TRANSFERRED BY JOURNAL ENTRIES - ALL OTHER TRANSFERS WERE BY WARRANTS.

NOTE: SEE COMMENTS FOR EXPLANATION OF BEGINNING AND ENDING BALANCE IN 1959 CAPITAL IMPROVEMENT VOTED BOND FUND.



	TRANSFERS TO OTHER CODES	PURCHASE OF INVESTMENTS AND/OR LOANS MADE	OTHER DISBURSEMENTS	CASH BALANCE JUNE 30, 1961	INVESTMENTS (PAR VALUE) 6-30-61	CASH AND INVESTMENTS 6-30-61
23.	\$ -0-	\$ -0-	\$ 63 391 69	\$ 20 608 31	\$ -0-	\$ 20 608 31
24.	-0-	-0-	475 352 56	1 972 110 29	-0-	1 972 110 29
25.	-0-	-0-	152 925 88	1 089 334 86	-0-	1 089 334 86
26.	-0-	-0-	927 333 01	870 121 47	-0-	870 121 47
27.	-0-	-0-	1 141 747 17	214 226 12	-0-	214 226 12
28.	-0-	-0-	-0-	275 000 00	-0-	275 000 00
29.	-0-	-0-	82 584 22	4 417 287 78	-0-	4 417 287 78
30.	-0-	-0-	22 029 12	78 970 88	-0-	78 970 88
	-0-	-0-	-0-	(11 444 000 00)	-0-	(11 444 000 00)
	-0-	-0-	-0-	-0-	-0-	-0-
	-0-	110 754 17	-0-	-0-	-0-	-0-
1.	-0-	-0-	475 000 00	(475 000 00)	-0-	(475 000 00)
	<u>\$ 753 994 87</u>	<u>\$ 9 371 151 21</u>	<u>\$ 22 589 470 84</u>	<u>\$ 29 951 217 41</u>	<u>\$ -0-</u>	<u>\$ 29 951 217 41</u>
1.	\$ 3 005 994 90	\$ -0-	\$183 781 398 39	\$ 64 782 470 79	\$ -0-	\$ 64 782 470 79
1.	-0-	-0-	158 086 739 74	-0-	-0-	-0-
2.	-0-	-0-	11 272 490 96	-0-	-0-	-0-
3.	600 000 00	-0-	13 489 159 76	-0-	-0-	-0-
4.	-0-	-0-	564 751 74	-0-	-0-	-0-
5.	-0-	-0-	368 256 19	-0-	-0-	-0-
6.	135 301 70	-0-	-0-	-0-	-0-	-0-
7.	2 270 693 20	-0-	-0-	-0-	-0-	-0-
2.	<u>12 259 250 00</u>	<u>-0-</u>	<u>-0-</u>	<u>15 134 568 22</u>	<u>-0-</u>	<u>15 134 568 22</u>
	<u>\$ 15 265 244 90</u>	<u>\$ -0-</u>	<u>\$183 781 398 39</u>	<u>\$ 79 917 039 01</u>	<u>\$ -0-</u>	<u>\$ 79 917 039 01</u>
	<u>\$134 288 346 17</u>	<u>\$91 888 023 64</u>	<u>\$373 618 708 80</u>	<u>\$152 564 248 01</u>	<u>\$351 939 342 81</u>	<u>\$504 503 590 82</u>
		ALL SPECIAL FUNDS EXCEPT HIGHWAY COMMISSION		\$ 72 647 209 00	\$351 939 342 81	\$424 586 551 81
		HIGHWAY COMMISSION		<u>79 917 039 01</u>	<u>-0-</u>	<u>79 917 039 01</u>
		<u>TOTAL</u>		<u>\$152 564 248 01</u>	<u>\$351 939 342 81</u>	<u>\$504 503 590 82</u>



SINKING FUNDS

STATEMENT OF CHANGES IN THE FUNDS

FOR THE FISCAL YEAR ENDED JUNE 30, 1961

EXHIBIT "E"

	HIGHWAY FUND SINKING FUND	GENERAL FUND SINKING FUND	STATE PORT BONDS SINKING FUND	TOTAL ALL SINKING FUNDS
<u>CASH BALANCE JULY 1, 1960</u>	\$ (3 930 318 97)	\$ 1 567 411 31	\$224 927 10	\$ (2 137 980 56)
<u>ADD: RECEIPTS:</u>				
SALE OF INVESTMENTS	8 463 569 67	3 557 475 41	-0-	12 021 045 08
INTEREST ON INVESTMENTS	365 840 00	799 060 00	-0-	1 164 900 00
TRANSFERRED FROM PORT AUTHORITY OPERATING FUND	-0-	-0-	100 000 00	100 000 00
<u>BEGINNING BALANCES PLUS RECEIPTS</u>	<u>\$ 4 899 090 70</u>	<u>\$ 5 923 946 72</u>	<u>\$324 927 10</u>	<u>\$11 147 964 52</u>
<u>LESS: EXPENDITURES:</u>				
PURCHASE OF INVESTMENTS	\$ 1 947 357 59	\$ 779 256 66	\$ -0-	\$ 2 726 614 25
REDEMPTION OF BONDS	6 500 000 00	3 422 000 00	-0-	9 922 000 00
INTEREST ON BONDS	431 280 00	1 305 330 00	-0-	1 736 610 00
<u>CASH BALANCE 6-30-61</u>	<u>\$ (3 979 546 89)</u>	<u>\$ 417 360 06</u>	<u>\$324 927 10</u>	<u>\$ (3 237 259 73)</u>
<u>ADD:</u>				
INVESTMENTS (PAR VALUE) 6-30-61	\$ 7 632 000 00	\$28 946 000 00	\$ -0-	\$36 578 000 00
<u>CASH BALANCE AND INVESTMENTS (PAR VALUE) 6-30-61</u>	<u>\$ 3 652 453 11</u>	<u>\$29 363 360 06</u>	<u>\$324 927 10</u>	<u>\$33 340 740 27</u>

NOTE: THE ASSETS OF THE HIGHWAY FUND SINKING FUND WILL BE USED TO REDEEM HIGHWAY CONSTRUCTION BONDS ISSUED PRIOR TO 1926. ALSO, THE INTEREST ON THESE BONDS WILL BE REDEEMED FOR THIS FUND.

THE ASSETS OF THE GENERAL FUND SINKING FUND WILL BE USED TO REDEEM GENERAL FUND BONDS ISSUED PRIOR TO 1931. ALSO, THE INTEREST ON THESE BONDS WILL BE PAID FROM THIS FUND.

THE CASH BALANCE IN THE STATE PORT BOND SINKING FUND CONSISTS OF \$214,927.10 IN INTEREST EARNED FROM INVESTING PORTIONS OF THE PROCEEDS FROM THE SALE OF \$7,500,000.00 PORT BONDS IN 1951 AND \$110,000.00 TRANSFERRED FROM THE PORTS AUTHORITY OPERATING FUND. THE ASSETS OF THIS FUND WILL BE USED TO RETIRE PORT BONDS AND INTEREST.



RECONCILIATION OF TREASURER CASH WITH  
CASH BALANCE PER STATE DISBURSING OFFICE

JUNE 30, 1961

SCHEDULE 1

CASH IN BANKS		\$ 54 173 903 63
TELLERS CASH		29 453 27
INVESTMENT (SEE SCHEDULE 3 )		<u>222 008 614 42</u>
<u>TOTAL CASH PER TREASURER'S RECORDS</u>		<u>\$276 211 971 32</u>
<u>ADD:</u> DEPOSITS SET-BACK TO JUNE 30, 1961 ON THE STATE DISBURSING OFFICE RECORDS - CREDITED ON THE STATE TREASURER'S RECORD IN JULY 1961		<u>2 827 562 99</u>
<u>SUB-TOTAL</u>		<u>\$279 039 534 31</u>
<u>LESS:</u> OUTSTANDING WARRANT IN DISBURSING ACCOUNTS (INCLUDING SET-BACK SETTLEMENT WARRANTS) 6-30-61	\$27 863 660 47	
STATE DISBURSING OFFICER'S WARRANTS (EXCLUDING DISBURSING ACCOUNT SET-BACK SETTLEMENT WARRANTS) OUTSTANDING 6-30-61	<u>3 746 416 03</u>	<u>31 610 076 50</u>
<u>CASH BALANCE PER STATE DISBURSING OFFICE RECORDS</u>		<u>\$247 429 457 81</u>
<u>DISTRIBUTION OF CASH BY FUNDS:</u>		
GENERAL FUND		\$ 98 102 469 53
SPECIAL FUND (EXCLUDING HIGHWAY & AGRICULTURE FUNDS)		72 597 949 27
HIGHWAY FUND		64 782 470 79
AGRICULTURE FUND		49 259 73
SECONDARY ROAD DEBT SERVICE		15 134 568 22
SINKING FUND		<u>( 3 237 259 73 )</u>
<u>TOTAL CASH PER DISBURSING OFFICE</u>		<u>\$247 429 457 81</u>



ANALYSIS OF TREASURER'S CASH

FISCAL YEAR ENDING 6-30-61

SCHEDULE 2

CASH IN BANK 7-1-60	\$ 56 027 593 20	
TELLER'S CASH 7-1-60	24 810 56	
INVESTMENTS 7-1-60	<u>177 580 511 28</u>	
<u>TOTAL CASH AND INVESTMENTS 7-1-60</u>		\$ 233 632 915 04
<u>ADD: RECEIPTS PER TREASURER RECORDS:</u>		
GENERAL FUND REVENUE	\$356 983 184 25	
INSTITUTIONAL AND DEPARTMENTAL RECEIPTS - GENERAL FUND	119 484 086 44	
RECEIPTS - SPECIAL FUNDS	582 412 476 68	
RECEIPTS - CAPITAL IMPROVEMENTS	25 804 369 43	
RECEIPTS - SINKING FUNDS	<u>13 285 945 08</u>	
<u>TOTAL RECEIPTS</u>		<u>\$1 097 970 061 88</u>
BEGINNING BALANCE PLUS RECEIPTS		\$1 331 602 976 92
<u>LESS: DISBURSEMENTS PER TREASURER'S RECORDS:</u>		
GENERAL FUND	\$417 015 126 05	
GENERAL FUND REVENUE REFUNDS	29 765 708 67	
SPECIAL FUNDS	566 626 138 95	
CAPITAL IMPROVEMENT FUNDS	31 223 827 03	
SINKING FUNDS	<u>14 385 224 25</u>	
<u>TOTAL DISBURSEMENTS</u>		<u>\$1 059 016 024 95</u>
BALANCE		\$ 272 586 951 97
<u>ADD: CHANGE IN DISBURSING ACCOUNT BALANCE:</u>		
DISBURSING ACCOUNTS 6-30-61	\$ 19 453 552 68	
DISBURSING ACCOUNTS 6-30-60	<u>15 828 533 33</u>	<u>\$ 3 625 019 35</u>
<u>CASH AND INVESTMENTS 6-30-61</u>		<u>\$ 276 211 971 32</u>





CHANGES IN THE TREASURER'S INVESTMENT ACCOUNT

FOR THE FISCAL YEAR ENDED JUNE 30, 1961

SCHEDULE 3

	BOOK VALUE	PAR VALUE
U.S. TREASURY SECURITIES JULY 1, 1960	\$114 035 331 28	\$114 900 000 00
<u>ADD: PURCHASES OF U.S. SECURITIES DURING YEAR</u>	<u>426 545 582 09</u>	<u>428 400 000 00</u>
BEGINNING BALANCE PLUS PURCHASES	\$540 580 913 37	\$548 300 000 00
<u>LESS: SALES OF U.S. SECURITIES DURING YEAR</u>	<u>384 084 162 32</u>	<u>386 100 000 00</u>
PREMIUM, DISCOUNT OR ACCRUED INTEREST WRITTEN OFF ON COLLECTION OF COUPONS	593 316 63	-0-
<u>TOTAL U.S. SECURITIES JUNE 30, 1961</u>	<u>\$155 903 434 42</u>	<u>\$157 200 000 00</u>
CERTIFICATES OF DEPOSITS - LOANS TO N.C. BANKS 7-1-60	\$ 63 545 180 00	\$ 63 545 180 00
<u>ADD: CERTIFICATES ISSUED DURING YEAR*</u>	<u>10 411 000 00</u>	<u>10 411 000 00</u>
BEGINNING BALANCE PLUS NEW ISSUES	\$ 73 956 180 00	\$ 73 956 180 00
<u>LESS: CERTIFICATES PAID OFF BY BANKS</u>	<u>7 851 000 00</u>	<u>7 851 000 00</u>
CERTIFICATES OF DEPOSITS 6-30-60	<u>\$ 66 105 180 00</u>	<u>\$ 66 105 180 00</u>

\* DOES NOT INCLUDE CERTIFICATES REISSUED

SUMMARY

U.S. TREASURY SECURITIES 6-30-61	\$155 903 434 42	\$157 200 000 00
CERTIFICATES OF DEPOSITS 6-30-61	<u>66 105 180 00</u>	<u>66 105 180 00</u>
<u>TOTAL</u>	<u>\$222 008 614 42</u>	<u>\$223 305 180 00</u>

DESCRIPTION OF U.S. SECURITIES

	BOOK VALUE	PAR VALUE
<u>U.S. TREASURY BILLS :</u>		
DUE 8-17-61	\$ 4 956 981 67	\$ 5 000 000 00
DUE 8-24-61	3 976 800 00	4 000 000 00
DUE 9-22-61	5 925 227 78	6 000 000 00
DUE 11-24-61	4 950 387 50	5 000 000 00
DUE 12-14-61	2 965 636 67	3 000 000 00
DUE 12-21-61	3 952 013 33	4 000 000 00
DUE 1-15-62	<u>4 873 611 11</u>	<u>5 000 000 00</u>
<u>TOTAL U.S. TREASURY BILLS</u>	<u>\$ 31 600 658 06</u>	<u>\$ 32 000 000 00</u>
<u>U.S. TREASURY CERTIFICATES OF INDEBTEDNESS:</u>		
DUE 8-1-61 3-1/8%	\$ 30 072 428 81	\$ 30 000 000 00
DUE 5-15-62 3%	<u>20 000 000 00</u>	<u>20 000 000 00</u>
<u>TOTAL U.S. TREASURY CERTIFICATES</u>	<u>\$ 50 072 428 81</u>	<u>\$ 50 000 000 00</u>
<u>U.S. TREASURY NOTES:</u>		
DUE 8-1-61 4%	\$ 3 028 202 70	\$ 3 000 000 00
DUE 2-15-62 3-5/8%	10 109 946 48	10 000 000 00
DUE 2-15-62 3-1/4%	8 300 000 00	8 300 000 00
DUE 8-15-62 3-1/4%	15 000 000 00	15 000 000 00
DUE 5-15-63 3-1/4%	<u>11 007 948 37</u>	<u>11 000 000 00</u>
<u>TOTAL U.S. TREASURY NOTES</u>	<u>\$ 47 446 097 55</u>	<u>\$ 47 300 000 00</u>

(CONTINUED)



DESCRIPTION OF U.S. SECURITIES (CONT'D.)

		<u>BOOK VALUE</u>	<u>PAR VALUE</u>
<u>U.S. TREASURY BONDS:</u>			
DUE 11-15-61	2-1/2%	\$ 8 932 500 00	\$ 9 000 000 00
DUE 2-15-65	2-5/8%	7 663 000 00	7 900 000 00
DUE 3-15-70/65	2-1/2%	2 778 750 00	3 000 000 00
DUE 3-15-71/66	2-1/2%	<u>7 410 000 00</u>	<u>8 000 000 00</u>
<u>TOTAL U.S. TREASURY BONDS</u>		<u>\$ 26 784 250 00</u>	<u>\$ 27 900 000 00</u>
<u>TOTAL ALL U.S. TREASURY OBLIGATIONS</u>		<u>\$155 903 434 42</u>	<u>\$157 200 000 00</u>

NOTE: THE INVESTMENTS, BOTH IN THE FORM OF U.S. TREASURY SECURITIES AND LOANS TO NORTH CAROLINA BANKS, SHOWN ON THIS SCHEDULE REPRESENT SURPLUS MONIES BELONGING TO ALL FUNDS INVESTED BY THE STATE TREASURER. NO ATTEMPT IS MADE TO KEEP THESE INVESTMENTS BY FUNDS AS THE GENERAL STATUTES PROVIDE THAT ALL INTEREST DERIVED FROM SUCH INVESTMENTS SHALL BE CREDITED TO THE STATE'S GENERAL FUND. AS FAR AS THE INDIVIDUAL FUNDS ARE CONCERNED THEIR BALANCE WITH THE STATE TREASURER IS IN THE FORM OF CASH.



RECONCILIATION OF RECEIPTS AND DISBURSEMENTS  
ON TREASURER'S RECORD WITH THE RECORDS OF THE STATE DISBURSING OFFICE

FISCAL YEAR ENDING 6-30-61

SCHEDULE 4

<u>RECEIPTS:</u>		
<u>GENERAL FUND REVENUE:</u>		
PER TREASURER'S RECORD		\$356 983 184 25
PER DISBURSING OFFICE		\$356 983 184 25
<u>INSTITUTIONAL AND DEPARTMENTAL RECEIPTS:</u>		
PER TREASURER		\$119 484 086 44
ADD: DEPOSIT SET-BACKS 6-30-61		1 503 108 92
<u>TOTAL</u>		<u>\$120 987 195 36</u>
LESS: COLLECTION OF NOTE - ATLANTIC & N.C.R.R.	\$ 19 000 00	
DEPOSIT SET-BACKS 6-30-60	2 035 775 46	2 054 775 46
ADJUSTED TREASURER RECEIPTS		\$118 932 419 90
PER DISBURSING OFFICE		\$118 932 419 90
<u>SPECIAL FUND RECEIPTS:</u>		
PER TREASURER		\$582 412 476 68
ADD: DEPOSIT SET-BACKS 6-30-61		1 324 454 07
<u>TOTAL</u>		<u>\$583 736 930 75</u>
LESS: DEPOSIT SET-BACKS 6-30-60		1 027 846 80
ADJUSTED TREASURER RECEIPTS		582 709 083 95
PER DISBURSING OFFICE		\$582 709 083 95
<u>CAPITAL IMPROVEMENTS - RECEIPTS:</u>		
PER TREASURER		\$ 25 804 369 43
PER DISBURSING OFFICE		\$ 25 804 369 43
<u>SINKING FUNDS - RECEIPTS:</u>		
PER TREASURER		\$ 13 285 945 08
PER DISBURSING OFFICE		\$ 13 285 945 08
<u>DISBURSEMENTS:</u>		
<u>GENERAL FUND REVENUE REFUNDS:</u>		
PER TREASURER		\$ 29 765 708 65
ADD: OUTSTANDING WARRANTS 6-30-61		42 410 64
<u>TOTAL</u>		<u>\$ 29 808 119 29</u>
LESS: OUTSTANDING WARRANTS 6-30-60		38 949 56
ADJUSTED TREASURER REVENUE REFUNDS		\$ 29 769 169 73
PER DISBURSING OFFICE		29 769 169 73
<u>GENERAL FUND DISBURSEMENTS:</u>		
PER TREASURER		\$417 015 126 05
ADD: OUTSTANDING WARRANTS - 6-30-61	\$3 941 217 60	
<u>ITEMS USED BY DISBURSING OFFICE - NOT BY TREASURER:</u>		
TEACHER PAY RAISE RESERVE 6-30-61	7 220 140 00	
PUBLIC WELFARE RESERVE 6-30-61	32 377 03	
SCHOOL BUS RESERVE 6-30-61	296 321 95	11 490 056 58
<u>TOTAL</u>		<u>\$428 505 182 63</u>
LESS: OUTSTANDING WARRANTS - 6-30-60	\$6 011 844 36	
<u>ITEMS USED BY TREASURER - NOT BY DISBURSING OFFICE:</u>		
TEACHER PAY RAISE RESERVE 6-30-60	7 055 920 00	
SCHOOL BUS RESERVE	208 696 54	13 276 460 90
ADJUSTED TREASURER'S DISBURSEMENTS		\$415 228 721 73
PER DISBURSING OFFICE		\$415 228 721 73

(CONTINUED)



DISBURSEMENTS (CONTINUED):

SPECIAL FUNDS DISBURSEMENTS:

PER TREASURER	\$566 626 138 95
<u>ADD: OUTSTANDING WARRANTS 6-30-61</u>	<u>6 832 892 88</u>
<u>TOTAL</u>	<u>\$573 459 031 83</u>
<u>LESS: OUTSTANDING WARRANTS 6-30-60</u>	<u>6 378 570 14</u>
ADJUSTED TREASURER DISBURSEMENTS	\$567 080 461 69
PER DISBURSING OFFICE	\$567 080 461 69

CAPITAL IMPROVEMENTS - DISBURSEMENTS:

PER TREASURER	\$ 31 223 827 03
<u>ADD: OUTSTANDING WARRANTS 6-30-61</u>	<u>1 340 002 72</u>
<u>TOTAL</u>	<u>\$ 32 563 829 75</u>
<u>LESS: OUTSTANDING WARRANTS 6-30-60</u>	<u>1 866 26</u>
ADJUSTED TREASURER DISBURSEMENTS	32 561 963 49
PER DISBURSING OFFICE	32 561 963 49

SINKING FUNDS - DISBURSEMENTS:

PER TREASURER	\$ 14 385 224 25
PER DISBURSING OFFICE	\$ 14 385 224 25





## DEPOSIT SET-BACKS

JUNE 30, 1961

SCHEDULE 5

GENERAL FUNDS

STATE AUDITOR	\$ 75 00
DEPARTMENT OF REVENUE	22 511 55
DEPARTMENT OF LABOR	356 30
STONEWALL JACKSON TRAINING SCHOOL	3 764 24
STATE HOME AND INDUSTRIAL SCHOOL FOR GIRLS	3 187 43
MORRISON TRAINING SCHOOL	3 678 76
EASTERN CAROLINA TRAINING SCHOOL	2 466 11
STATE TRAINING SCHOOL FOR GIRLS	1 761 38
COMMISSION FOR THE BLIND	28 090 80
VOCATIONAL EDUCATION	53 752 75
PURCHASE OF TEXTBOOKS	8 044 59
VOCATIONAL REHABILITATION	90 981 31
UNIVERSITY OF N. C. - GENERAL ADMINISTRATION	10 596 74
UNIVERSITY OF NORTH CAROLINA	266 340 45
UNIVERSITY OF N. C. - COMPUTER LABORATORY	23 375 38
UNIVERSITY OF N. C. - DIVISION OF HEALTH AFFAIRS	54 130 81
STATE COLLEGE OF A & E	265 020 36
EAST CAROLINA COLLEGE	23 223 57
AGRICULTURAL AND TECHNICAL COLLEGE	35 038 11
WESTERN CAROLINA COLLEGE	13 133 33
APPALACHIAN STATE TEACHERS COLLEGE	35 678 31
PEMBROKE STATE COLLEGE	599 48
WINSTON-SALEM STATE TEACHERS COLLEGE	19 795 89
ELIZABETH CITY STATE TEACHERS COLLEGE	2 646 18
NORTH CAROLINA COLLEGE AT DURHAM	3 254 65
N. C. SCHOOL FOR THE DEAF	921 30
U. N. C. WUNC-TV GENERAL ADMINISTRATION	450 00
U. N. C. WUNC-TV STATION	365 34
STATE ART SOCIETY	60 40
STATE BOARD OF HEALTH	105 678 23
MEMORIAL HOSPITAL - PSYCHIATRIC CENTER	1 287 21
MEMORIAL HOSPITAL	73 898 90
DOROTHEA DIX HOSPITAL	1 830 50
BROUGHTON HOSPITAL	3 441 22
CHERRY HOSPITAL	11 766-01
JOHN UMSTEAD HOSPITAL	13 392 91
MUROOCH SCHOOL	750 65
N. C. SANATORIUM	249 59
WESTERN N. C. SANATORIUM	9 211 92
EASTERN N. C. SANATORIUM	4 858 57
DEPARTMENT OF CONSERVATION AND DEVELOPMENT	86 495 04
COMMERCIAL FISHERIES	56 30
COMMERCIAL FISHERIES - SHELLFISH DIVISION	35 60
STATE PLANNING PROGRAM	402 51
U. N. C. - INSTITUTE OF FISHERIES	1 396 65
DEPARTMENT OF AGRICULTURE - CONTRIBUTION	36 224 62
AGRICULTURAL EXPERIMENT STATION	178 831 97

TOTAL GENERAL FUNDS

\$1 503 108 92

SPECIAL FUNDS

DEALERS - MANUFACTURER'S LICENSE FUND	\$ 2 124 00
BOARD OF BARBER EXAMINERS	3 376 00
PRISON ENTERPRISE FUND	80 283 09
COMMISSION FOR THE BLIND - COUNTY ADMIN.	148 92
TEXTBOOK COMMISSION	5 983 32
NATIONAL DEFENSE EDUCATION PROGRAM	8 370 93
U. N. C. OVERHEAD RECEIPTS - GENERAL ADMIN.	21 055 12
UNIVERSITY ENTERPRISES	50 321 91
U. N. C. OVERHEAD RECEIPTS ACC'T.	167 867 16
STATE COLLEGE - SELF-LIQUIDATING HOUSING	38 616 39
STATE COLLEGE - OVERHEAD RECEIPTS ACC'T.	85 822 51

(CONTINUED)



SPECIAL FUNDS (CONT'D.):

OPERATION OF COLISEUM	\$ 1 356 69
STATE ART SOCIETY - GIFT	3 303 43
STATE BOARD OF HEALTH - FEDERAL	23 40
STATE BOARD OF HEALTH - BEDDING FUND	273 60
KERR RESERVOIR COMMISSION	387 00
STATE COMMUNITY PLANNING	1 600 00
WATERSHED PROJECT	1 50
DEPARTMENT OF AGRICULTURE	13 317 67
COOPERATIVE INSPECTION	7 908 10
EGG INSPECTION SERVICE	46 61
STRUCTURAL PEST CONTROL	260 00
SURPLUS COMMODITIES REVOLVING FUND	21 799 00
VOLUNTARY MEAT INSPECTION	1 429 54
EXPERIMENT STATION - GIFTS	5 552 21
<u>DEBT SERVICE RESERVE:</u>	
APPALACHIAN STATE TEACHERS COLLEGE	1 302 00
WESTERN CAROLINA COLLEGE	660 88
STATE HIGHWAY COMMISSION	<u>801 263 09</u>

TOTAL SPECIAL FUNDS

\$1 324 454 07

GRAND TOTAL

\$2 827 562 99

THESE DEPOSITS WERE SET-BACK TO JUNE 30, 1961 ON THE RECORDS OF THE STATE DISBURSING OFFICER. THEY WERE CREDITED ON THE RECORDS OF THE STATE TREASURER IN JULY 1961.



STATE DISBURSING OFFICER'S WARRANTS  
OUTSTANDING - INCLUDING SETTLEMENT WARRANTS

JUNE 30, 1961

SCHEDULE 6

	SETTLEMENT WARRANT FOR DISBURSING ACCOUNTS	ALL OTHER WARRANTS OUTSTANDING	TOTAL
<u>REVENUE REFUNDS:</u>			
INHERITANCE TAX	\$ -0-	\$ 798 17	\$ 798 17
PRIVILEGE LICENSES		1 169 53	1 169 53
FRANCHISE TAX		1 010 83	1 010 83
FRANCHISE TAX - RESERVE		4 723 83	4 723 83
INCOME TAX		27 232 49	27 232 49
INCOME TAX - RESERVE		-0-	-0-
SALES TAX		1 577 00	1 577 00
BEVERAGE TAX		207 11	207 11
BEVERAGE TAX - RESERVE		2 669 99	2 669 99
GIFT TAX		129 17	129 17
INTANGIBLE TAX		1 002 97	1 002 97
INTANGIBLE TAX - RESERVE		566 98	566 98
INSURANCE TAX		631 00	631 00
BANK TAX		171 89	171 89
BUILDING & LOAN TAX		10 00	10 00
SECRETARY OF STATE		509 66	509 66
<u>TOTAL REFUNDS</u>	<u>\$ -0-</u>	<u>\$ 42 410 62</u>	<u>\$ 42 410 62</u>
<u>GENERAL FUND:</u>			
GENERAL ASSEMBLY	\$ -0-	\$ 117 002 55	\$ 117 002 55
SUPREME COURT - JUSTICES		461 88	461 88
SUPREME COURT - DEPARTMENTAL EXPENSE		2 673 27	2 673 27
SUPERIOR COURT - JUDGES		10 241 29	10 241 29
SUPERIOR COURT - SOLICITORS		3 778 72	3 778 72
JUDICIAL COUNCIL		28 91	28 91
THE GOVERNOR'S OFFICE		6 047 56	6 047 56
LT. GOVERNOR'S SALARY		258 33	258 33
DEPARTMENT OF ADMINISTRATION		60 815 41	60 815 41
PERSONNEL DEPARTMENT		2 259 00	2 259 00
MERIT COUNCIL SYSTEM		749 03	749 03
SECRETARY OF STATE		2 818 17	2 818 17
STATE AUDITOR	1 864 73	-0-	1 864 73
LOCAL GOVERNMENT COMMISSION		1 172 76	1 172 76
ATTORNEY GENERAL		1 559 76	1 559 76
BUREAU OF INVESTIGATION		10 029 45	10 029 45
GENERAL STATUTES COMMISSION		230 98	230 98
DEPARTMENT OF REVENUE	14 981 22	-0-	14 981 22
DEPARTMENT OF TAX RESEARCH		223 31	223 31
TAX REVIEW BOARD		294 83	294 83
STATE BOARD OF ELECTION		121 62	121 62
N.C. GRAIN COMMISSION		40 96	40 96
EXCEPTIONALLY TALENTED CHILDREN		4 515 16	4 515 16
TEACHERS MERIT PAY		13 11	13 11
CONFEDERATE CENTENNIAL COMMISSION		202 65	202 65
CAROLINA CHARTER TERCENTENARY		3 262 42	3 262 42
EMPLOYMENT FOR PHYSICALLY HANDICAPPED		75	75
STUDY OF STATE REVENUE STRUCTURE		144 26	144 26
ADVISORY COMMISSION ON EDUCATION		4 50	4 50
N.C. CONSTITUTIONAL COMMITTEE		26 20	26 20
ADJUTANT GENERAL OFFICE	37 271 40	-0-	37 271 40
ARMORY COMMISSION		2 104 02	2 104 02
CIVIL AIR PATROL		1 668 47	1 668 47
COUNCIL OF CIVIL DEFENSE		3 593 95	3 593 95
AUTOMOBILE DRIVERS FINANCIAL RESPONSIBILITY		26 744 78	26 744 78
UTILITIES COMMISSION		14 129 21	14 129 21

(CONTINUED)



	SETTLEMENT WARRANT FOR DISBURSING ACCOUNTS	ALL OTHER WARRANTS OUTSTANDING	TOTAL
<u>GENERAL FUNDS (CONT'D.):</u>			
INSURANCE DEPARTMENT	\$ -0-	\$ 2 515 19	\$ 2 515 19
BUILDING CODE COUNCIL		200 00	200 00
DEPARTMENT OF LABOR		6 143 18	6 143 18
INDUSTRIAL COMMISSION		1 711 71	1 711 71
BOARD OF ALCOHOLIC CONTROL		1 720 58	1 720 58
GAS AND OIL INSPECTION	777 80	22 20	800 00
BOARD OF CORRECTION AND TRAINING		574 06	574 06
STONEWALL JACKSON TRAINING SCHOOL			4 270 75
HOME AND INDUSTRIAL SCHOOL FOR GIRLS	14 633 31		14 633 31
MORRISON TRAINING SCHOOL	7 465 78		7 465 78
EASTERN CAROLINA TRAINING SCHOOL	4 727 88		4 727 88
STATE TRAINING SCHOOL FOR GIRLS	1 706 27		1 706 27
LEONARD TRAINING SCHOOL	10 260 41		10 260 41
FUGITIVES FROM JUSTICE		153 61	153 61
DEPARTMENT OF PUBLIC WELFARE	28 422 67	6 404 23	34 826 90
COMMISSION FOR THE BLIND	29 066 58		29 066 58
VETERANS COMMISSION		3 342 71	3 342 71
COUNTY SERVICE OFFICES		4 618 75	4 618 75
CONFEDERATE WOMEN HOME	4 974 12		4 974 12
DEPARTMENT OF PUBLIC INSTRUCTION		14 865 53	14 865 53
NINE MONTHS SCHOOL TERM		1 457 75	1 457 75
BOARD OF EDUCATION		4 906 59	4 906 59
VOCATIONAL EDUCATION	261 717 29		261 717 29
VOCATIONAL TEXTILE SCHOOL		164 91	164 91
PURCHASE OF SCHOOL BUSES		91 645 16	91 645 16
ADMINISTRATION OF SCHOOL PLANT CONSTRUCTION		487 45	487 45
VOCATIONAL REHABILITATION	144 086 38		144 086 38
INSTRUCTION FOR TRAINABLE CHILDREN		3 604 95	3 604 95
NATIONAL DEFENSE EDUCATION PROGRAM		8 370 93	8 370 93
BOARD OF HIGHER EDUCATION		1 404 72	1 404 72
<u>UNIVERSITY OF NORTH CAROLINA:</u>			
GENERAL ADMINISTRATION	10 611 48		10 611 48
LONG RANGE PLANNING	6 013 47		6 013 47
UNIVERSITY OF NORTH CAROLINA	253 005 30		253 005 30
COMPUTER LABORATORY	23 392 64		23 392 64
DIVISION OF HEALTH AFFAIRS	55 129 74		55 129 74
STATE COLLEGE OF A & E	256 607 90		256 607 90
THE WOMAN'S COLLEGE	274 755 16		274 755 16
EAST CAROLINA COLLEGE	167 799 78		167 799 78
AGRICULTURAL AND TECHNICAL COLLEGE	80 430 45		80 430 45
WESTERN CAROLINA COLLEGE	165 968 91		165 968 91
APPALACHIAN STATE TEACHERS COLLEGE	251 831 50		251 831 50
PEMBROKE STATE COLLEGE	4 210 50		4 210 50
WINSTON-SALEM STATE TEACHERS COLLEGE	73 514 96		73 514 96
ELIZABETH CITY STATE TEACHERS COLLEGE	21 565 78		21 565 78
FAYETTEVILLE STATE TEACHERS COLLEGE	21 472 14		21 472 14
NORTH CAROLINA COLLEGE AT DURHAM	227 521 13		227 521 13
N.C. SCHOOL FOR THE DEAF	13 172 69		13 172 69
SCHOOL FOR THE BLIND AND DEAF	9 836 49		9 836 49
EDUCATIONAL RADIO & TELEVISION COMMISSION		3 92	3 92
<u>TELEVISION - WJNC-TV:</u>			
GENERAL ADMINISTRATION	3 563 64		3 563 64
U.N.C. STATION	225 01		225 01
STATE COLLEGE STATION	7 408 56		7 408 56
W.C. STATION	2 562 56		2 562 56

(CONTINUED)

The first part of the document  
 discusses the general situation  
 and the various factors involved  
 in the development of the  
 country. It is a very  
 interesting and informative  
 study of the country's  
 progress and the challenges  
 it faces. The author has  
 done a very good job of  
 presenting the facts and  
 figures in a clear and  
 concise manner. The  
 document is well written  
 and easy to read. It is  
 a valuable source of  
 information for anyone  
 interested in the  
 country's development.  
 The second part of the  
 document deals with the  
 economic situation and  
 the various policies  
 that have been adopted  
 to promote growth and  
 development. It is a  
 very detailed and  
 thorough analysis of  
 the country's economic  
 situation. The author  
 has done a very good  
 job of presenting the  
 facts and figures in  
 a clear and concise  
 manner. The document  
 is well written and  
 easy to read. It is  
 a valuable source of  
 information for anyone  
 interested in the  
 country's economic  
 development.



	SETTLEMENT WARRANTS FOR DISBURSING ACCOUNTS	ALL OTHER WARRANTS OUTSTANDING	TOTAL
<u>GENERAL FUND (CONT'D.):</u>			
DEPARTMENT OF ARCHIVES AND HISTORY	\$ -0-	\$ 29 807 92	\$ 29 807 92
STATE LIBRARY		281 33	281 33
STATE ART SOCIETY		2 472 76	2 472 76
COMMUNITY COLLEGES		19 760 00	19 760 00
RESERVE FOR HIGHER EDUCATION		8 345 00	8 345 00
STATE PORTS AUTHORITY	69 48		69 48
STATE BOARD OF HEALTH	141 694 87	730 09	142 424 96
<u>MEDICAL CARE COMMISSION:</u>			
ADMINISTRATION		614 80	614 80
INOCENT CARE		1 036 50	1 036 50
MEMORIAL HOSPITAL - PSYCHIATRIC CENTER	9 032 67		9 032 67
MEMORIAL HOSPITAL	103 191 20		103 191 20
HOSPITAL BOARD OF CONTROL		7 797 24	7 797 24
ALCOHOLIC REHABILITATION		2 593 42	2 593 42
DOROTHEA DIX HOSPITAL	39 498 01		39 498 01
BROUGHTON HOSPITAL	93 413 10		93 413 10
CHERRY HOSPITAL	66 511 64		66 511 64
O'BERRY SCHOOL	4 172 79		4 172 79
JOHN UMSTEAD HOSPITAL	40 179 96		40 179 96
MUROOCH SCHOOL	14 482 88		14 482 88
CASWELL SCHOOL	38 197 43		38 197 43
N.C. ORTHOPEDIC HOSPITAL	11 632 26		11 632 26
N.C. CEREBRAL PALSY HOSPITAL	5 483 09		5 483 09
N.C. SANATORIA - ADMINISTRATION	862 00		862 00
N.C. SANATORIUM	15 027 06		15 027 06
WESTERN N.C. SANATORIUM	17 060 29		17 060 29
EASTERN N.C. SANATORIUM	20 178 93		20 178 93
GRAVELY SANATORIUM	3 015 89		3 015 89
DEPARTMENT OF CONSERVATION AND DEVELOPMENT	98 000 62		98 000 62
COMMERCIAL FISHERIES	2 918 96		2 918 96
COMMERCIAL FISHERIES - SHELLFISH DIVISION	18 609 89		18 609 89
STATE PLANNING PROGRAM	2 573 52		2 573 52
NUTBUSH CONSERVATION AREA		23 61	23 61
DEPARTMENT OF WATER RESOURCES		90 217 94	90 217 94
COMMERCIAL FISHERIES ADVISORY BOARD		4 00	4 00
N.C. NATIONAL PARKS, ETC.		179 37	179 37
INSTITUTE OF FISHERIES	5 806 35		5 806 35
STATE COLLEGE - INDUSTRIAL EXPERIMENTAL PROGRAM	6 926 97		6 926 97
RURAL ELECTRIFICATION		831 53	831 53
N.C. RECREATION COMMISSION		978 94	978 94
N.C. BATTLESHIP COMMISSION		1 192 66	1 192 66
TRYON PALACE COMMISSION		4 218 01	4 218 01
DEPT. OF AGRICULTURE - CONTRIBUTION		21 799 00	21 799 00
AGRICULTURAL EXPERIMENT STATION	25 212 83		25 212 83
COOPERATIVE AGRICULTURAL EXTENSION	29 099 70		29 099 70
STATE SOIL CONSERVATION COMMITTEE	1 296 26		1 296 26
TEACHERS AND STATE EMPLOYEES RET. SYSTEM		3 978 39	3 978 39
N.C. FIREMEN'S PENSION FUND		1 034 56	1 034 56
PENSIONS - WIDOWS OF GOVERNORS		750 00	750 00
COOPERATIVE SUPPLIES		60 10	60 10
<u>TOTAL GENERAL FUND</u>	<u>\$ 3 310 975 03</u>	<u>\$ 630 242 57</u>	<u>\$ 3 941 217 60</u>

(CONTINUED)



	SETTLEMENT WARRANTS FOR DISBURSING ACCOUNTS	ALL OTHER WARRANTS OUTSTANDING	TOTAL
<u>SPECIAL FUNDS:</u>			
STATE SURPLUS COMMODITIES	\$ -0-	\$ 1 909 19	\$ 1 909 19
FEDERAL SURPLUS PROPERTY		2 424 87	2 424 87
CENTRAL MOTOR POOL		54 059 92	54 059 92
OPERATORS AND CHAUFFEUR LICENSE FUND		114 136 55	114 136 55
SAFETY RESPONSIBILITY DEPOSITORY ACCOUNT		662 52	662 52
DEALER'S - MFCER'S LICENSE FUND		6 703 42	6 703 42
BUS REGULATION DEPOSITORY ACCOUNT		400 00	400 00
COMMISSIONER OF BANK		2 565 59	2 565 59
BURIAL ASSOCIATION		172 46	172 46
BOARD OF BARBER EXAMINERS		345 77	345 77
BOARD OF COSMETIC ARTS		225 05	225 05
BOARD OF OPTICIANS		554 10	554 10
STATE PROPERTY FIRE INSURANCE FUND		1 571 53	1 571 53
FIREMEN RELIEF FUND		7 332 69	7 332 69
HURRICANE DISASTER RELIEF		35 742 60	35 742 60
SECOND INJURY FUND		1 039 81	1 039 81
MENTAL HEALTH PROJECTS		590 63	590 63
CENTRAL SERVICE REVOLVING FUND	121 320 99		121 320 99
CHILD WELFARE SERVICE		52 238 75	52 238 75
DISABILITY DETERMINATION		11 985 73	11 985 73
HOMEMAKER SERVICE FOR THE ACED		1 459 54	1 459 54
COMMISSION FOR THE BLIND - FEDERAL		7 720 00	7 720 00
COMMISSION FOR THE BLIND - ADMINISTRATION		2 243 26	2 243 26
COMM. FOR THE BLIND - VOCATIONAL REHABILITATION		17 720 00	17 720 00
ADMINISTRATION OF SCHOOL PLANT CONSTRUCTION		98 40	98 40
LITERARY LOAN FUND		25 000 00	25 000 00
DEPT. OF EDUCATION - SPECIAL FUND		5 680 54	5 680 54
TEXTBOOK COMMISSION		9 083 59	9 083 59
BOARD OF COMMERCIAL EDUCATION		13 74	13 74
SCHOOL LUNCHROOM PROGRAM		230 471 67	230 471 67
VETERANS TRAINING PROGRAM		76 462 30	76 462 30
PUBLIC SCHOOL INSURANCE FUND		1 009 95	1 009 95
VOCATIONAL EDUCATION		138 554 56	138 554 56
NATIONAL DEFENSE EDUCATION PROGRAM		355 810 49	355 810 49
DRIVER TRAINING & SAFETY EDUCATION		39 467 62	39 467 62
STUDENT LOAN - MEDICAL CARE COMMISSION		6 44	6 44
U.N.C. OVERHEAD RECEIPTS - GEN. AOM.	8 228 74		8 228 74
UNIVERSITY ENTERPRISES	67 881 27		67 881 27
UNIVERSITY OF NORTH CAROLINA - OVERHEAD RECEIPTS	1 524 49		1 524 49
STATE COLLEGE - SELF-LIQUIDATING HOUSING	27 030 17		27 030 17
STATE COLLEGE - OVERHEAD RECEIPTS	142 602 69		142 602 69
OPERATION OF COLISEUM	6 016 42		6 016 42
STATE ART SOCIETY - GIFTS		4 883 94	4 883 94
STATE LIBRARY		7 386 89	7 386 89
LIBRARY COMMUNITY PROJECTS		29 38	29 38
BOARD OF HEALTH - FEDERAL		77 354 69	77 354 69
BOARD OF HEALTH - BEEDING FUND		3 739 09	3 739 09
HOSPITAL CONSTRUCTION - MEDICAL CARE COMM.		175 222 19	175 222 19
HOSPITAL BOARD OF CONTROL - MENTAL HEALTH		156 37	156 37
SOIL BANK PROGRAM	828 31		828 31
STATE COMMUNITY PLANNING	3 599 13		3 599 13
WATERSHED PROJECT	1 035 45		1 035 45
WILDLIFE RESOURCE COMMISSION	3 958 09		3 958 09
MOTORBOAT FUND	614 45		614 45
RESEARCH IN ECONOMICS OF FISHERIES	158 00		158 00

(CONTINUED)



	SETTLEMENT WARRANTS FOR DISBURSING ACCOUNTS	ALL OTHER WARRANTS OUTSTANDING	TOTAL
<u>SPECIAL FUNDS (CONT'D.):</u>			
DEPARTMENT OF AGRICULTURE	\$ 33 011 66	\$ 1 138 44	\$ 34 150 10
N.C. MILK COMMISSION		1 245 59	1 245 59
WAREHOUSE SYSTEM - SUPERVISION	59 92	76 00	135 92
COOPERATIVE INSPECTION SERVICE	10 932 22	230 70	11 162 92
EGG INSPECTION SERVICE	415 95	81	416 76
STRUCTURAL PEST CONTROL	60 35	2 00	62 35
CREDIT UNION SUPERVISION	285 40		285 40
STATE FAIR		1 456 05	1 456 05
SURPLUS COMMODITIES REVOLVING	816 19	73	816 92
SHEEP DISTRIBUTION PROJECT		30 97	30 97
EMERGENCY HAY PROJECT		31 70	31 70
VOLUNTARY MEAT INSPECTION	2 841 16		2 841 16
AGRICULTURAL EXPERIMENT STATION		11 652 33	11 652 33
EXPERIMENT STATION - GIFTS		13 290 13	13 290 13
COOPERATIVE AGRICULTURE EXTENSION		152 248 72	152 248 72
<u>EMPLOYMENT SECURITY COMMISSION:</u>			
ADMINISTRATION	21 656 04		21 656 04
CLEARING ACCOUNT		12 178 92	12 178 92
TEACHERS & STATE EMPLOYEES RET. SYSTEM		9 200 41	9 200 41
LOCAL GOVERNMENT EMPLOYEES RET. SYSTEM		77 91	77 91
SOCIAL SECURITY PROGRAM		56 75	56 75
LAW ENFORCEMENT OFFICERS BENEFIT & RET. FUND		45 975 33	45 975 33
N.C. FIREMEN'S PENSION FUND		1 770 00	1 770 00
HIGHWAY FUND BOND REDEMPTION		1 000 00	1 000 00
HIGHWAY & GENERAL FUND INTEREST		22 50	22 50
HIGHWAY FUND	4 644 255 67		4 644 255 67
CIVIL DEFENSE - FALLDOWN SHELTERS		1 951 70	1 951 70
CIVIL DEFENSE - LOCAL UNIT CONTRIBUTIONS		5 044 60	5 044 60
RESEARCH IN ALCOHOLISM		277 08	277 08
BOARD OF ENGINEER & LAND SURVEYORS		98 10	98 10
AMERICAN HERITAGE		8 50	8 50
INTANGIBLE TAX REFUND		3 32	3 32
N.C. FIREMEN'S PENSION FUND		455 00	455 00
<u>CAPITAL IMPROVEMENTS:</u>			
1949 FUND - MEDICAL CARE COMMISSION		6 412 12	6 412 12
1953 BOND FUND - DEPT. OF AGRICULTURE		6 61	6 61
<u>1957 FUND:</u>			
PURCHASE OF LAND		250 00	250 00
DEPT. OF ARCHIVES AND HISTORY		1 263 25	1 263 25
<u>1959 BOND FUND:</u>			
GENERAL SERVICES		3 981 55	3 981 55
LEGISLATIVE BUILDING		481 25	481 25
BOARD OF CORRECTION AND TRAINING		4 444 29	4 444 29
DEPT. OF WATER RESOURCES		100 662 00	100 662 00
DEPT. OF AGRICULTURE		7 70	7 70
<u>1959 VOTED BOND FUND:</u>			
INDUSTRIAL CENTERS - EQUIPMENT		47 493 95	47 493 95
COMMUNITY COLLEGES		700 000 00	700 000 00
1961 FUND - FARMER'S MARKET		475 000 00	475 000 00
<u>TOTAL SPECIAL FUND</u>	<u>\$ 5 099 132 76</u>	<u>\$ 3 073 762 84</u>	<u>\$ 8 172 895 60</u>
<u>GRAND TOTAL</u>	<u>\$ 8 410 107 79</u>	<u>\$ 3 746 416 03</u>	<u>\$ 12 156 523 82</u>



WARRANTS OUTSTANDING  
STATE TREASURER'S DISBURSING ACCOUNTS

AS OF JUNE 30, 1961

SCHEDULE 7

DEPARTMENTS, AGENCIES AND INSTITUTIONAL ACCOUNTS:

1. EMPLOYMENT SECURITY COMMISSION	\$1 402 284 86
2. DEPARTMENTS	2 020 281 66
3. INSTITUTIONS	3 358 229 58
4. DEPARTMENTS AND INSTITUTIONS	2 636 472 17
5. UNIVERSITY OF NORTH CAROLINA	2 825 736 65
6. STATE PRISON	924 718 89
7. STATE HIGHWAY COMMISSION	3 117 314 31
8. SETTLEMENT WARRANTS FOR 1 THROUGH 7 ABOVE	8 410 107 79

TOTAL

\$24 695 145 91

PUBLIC SCHOOLS:

1. COUNTY MAINTENANCE ACCOUNTS	\$1 970 577 86
2. SPECIAL DISTRICTS MAINTENANCE ACCOUNTS	1 158 806 03
3. 1953 BUILDING FUND	39 130 67

TOTAL PUBLIC SCHOOLS

\$ 3 168 514 56

GRAND TOTAL

\$27 863 660 47





ANALYSIS OF GENERAL FUND SURPLUS

FISCAL YEAR ENDED JUNE 30, 1961

SCHEDULE 8

<u>CREDIT OR UNAPPROPRIATED BALANCE 7-1-60:</u>		
CASH AND INVESTMENTS (INCLUDING LOAN TO ATLANTIC AND N.C. R.R.)		\$ 44 665 685 48
<u>ADD:</u>		
NET REVENUE COLLECTION FISCAL YEAR 1960-61	\$325 986 671 08	
INSTITUTIONAL AND DEPARTMENTAL RECEIPTS	<u>118 932 419 90</u>	<u>444 919 090 98</u>
<u>BEGINNING BALANCE PLUS RECEIPTS</u>		\$489 584 776 46
<u>LESS:</u>		
EXPENDITURES FROM APPROPRIATION AND INSTITUTIONAL AND DEPARTMENTAL RECEIPTS		<u>\$415 228 721 73</u>
<u>CREDIT OR UNAPPROPRIATED BALANCE 6-30-61</u>		<u>\$ 74 356 054 73</u>



SCHEDULE OF SECURITIES OWNED BY STATE AGENCIES

HELD BY THE STATE TREASURER

JUNE 30, 1961

SCHEDULE 9

	AMORTIZED VALUE	PAR VALUE
<u>MEDICAL CARE COMMISSION - STUDENT LOAN FUND:</u>		
LOANS TO MEDICAL STUDENTS		\$ 585 758 92
<u>STATE PROPERTY FIRE INSURANCE FUND:</u>		
U.S. TREASURY BONDS	\$ 2 366 439 56	\$ 2 400 000 00
<u>WORKMEN'S COMPENSATION SECURITY FUND:</u>		
MUTUAL ACCOUNTS - U.S. TREASURY BONDS		\$ 343 000 00
STOCK ACCOUNTS - U.S. TREASURY BONDS		399 000 00
<u>TOTAL WORKMEN'S COMPENSATION</u>		\$ 742 000 00
<u>PUBLIC SCHOOL INSURANCE FUND:</u>		
U.S. TREASURY SECURITIES	\$ 2 657 987 46	\$ 2 700 000 00
<u>STONEWALL JACKSON MEMORIAL FUND:</u>		
CORPORATE BONDS	\$ 19 616 06	\$ 20 000 00
<u>TEACHER EDUCATION - STUDENT LOAN FUND:</u>		
LOANS TO FUTURE TEACHERS		\$ 902 995 40
<u>DEPARTMENT OF AGRICULTURE:</u>		
U.S. TREASURY BONDS		\$ 100 000 00
<u>COOPERATIVE INSPECTION SERVICE:</u>		
U.S. TREASURY BONDS		\$ 40 000 00
<u>BETTER ROADS AND SCHOOL TRUST FUND:</u>		
BUILDING AND LOAN SHARES		\$ 5 000 00
<u>LAW ENFORCEMENT OFFICER'S BENEFIT &amp; RETIREMENT FUND:</u>		
N.C. COUNTY AND MUNICIPAL BONDS	\$ 14 658 467 56	16 076 338 53
CORPORATE BONDS	3 549 786 91	3 497 000 00
U.S. TREASURY BONDS	525 824 62	526 000 00
BUILDING AND LOAN SHARES	15 000 00	15 000 00
<u>TOTAL</u>	<u>\$ 18 749 079 09</u>	<u>\$ 20 114 338 53</u>
<u>TEACHERS AND STATE EMPLOYEES RETIREMENT FUND:</u>		
CORPORATE BONDS	\$102 338 909 17	\$102 313 000 00
U.S. TREASURY BONDS	134 260 057 44	129 088 000 00
N.C. COUNTY BONDS	14 602 920 26	17 014 500 00
N.C. MUNICIPAL BONDS	15 389 262 90	18 052 000 00
PUBLIC HOUSING AUTHORITY BONDS	1 241 172 33	1 511 000 00
FARM ADMINISTRATION MORTGAGE NOTES	532 014 28	532 014 28
U.S. GOVERNMENT INSURED AGENCY BONDS	18 911 552 20	18 980 000 00
<u>TOTAL</u>	<u>\$287 275 888 58</u>	<u>\$287 490 514 28</u>
<u>LOCAL GOVERNMENT EMPLOYEES RETIREMENT SYSTEM:</u>		
CORPORATE BONDS	\$ 18 194 516 37	\$ 18 205 000 00
U.S. TREASURY BONDS	7 730 193 82	7 300 000 00
U.S. GOVERNMENT INSURED AGENCY BONDS	900 643 95	900 000 00
N.C. COUNTY BONDS	2 645 489 89	3 280 000 00
N.C. MUNICIPAL BONDS	3 217 860 66	3 895 000 00
<u>TOTAL</u>	<u>\$ 32 688 704 69</u>	<u>\$ 33 580 000 00</u>

(CONTINUED)



	<u>AMORTIZED VALUE</u>	<u>PAR VALUE</u>
<u>STATE WAREHOUSE SYSTEM:</u>		
LOANS TO WAREHOUSE OWNERS		\$ 527 546 00
U.S. TREASURY BONDS		<u>149 000 00</u>
<u>TOTAL</u>		<u>\$ 676 546 00</u>
<u>ROOMAN TRUST FUND:</u>		
STUDENT NOTES - UNIVERSITY OF N.C.		\$ 1 348 66
- STATE COLLEGE		2 945 26
- WOMAN'S COLLEGE		604 16
- EAST CAROLINA COLLEGE		1 847 50
U.S. TREASURY BONDS		<u>39 000 00</u>
<u>TOTAL</u>		<u>\$ 45 745 58</u>
<u>LITERARY LOAN FUND*:</u>		
LOANS TO COUNTIES		\$ 1 786 444 10
U.S. TREASURY BONDS		<u>750 000 00</u>
<u>TOTAL</u>		<u>\$ 2 536 444 10</u>
<u>TOTAL ALL FUNDS</u>		<u>\$351 939 342 81</u>

\* SECURITIES LISTED FOR THE LITERARY LOAN FUND  
DOES NOT INCLUDE THE \$500,000.00 LOAN TO THE  
PUBLIC SCHOOL INSURANCE FUND.



SCHEDULE OF INVESTMENTS IN RAILROAD STOCK

As of June 30, 1961

SCHEDULE 10

	<u>PAR VALUE</u>	<u>BOOK VALUE</u>
N.C. RAILROAD COMPANY 30,002 SHARES @ \$100.00	\$3 000 200 00	\$4 410 294 00
ATLANTIC AND NORTH CAROLINA RAILROAD COMPANY 12,666 SHARES @ \$100.00	1 266 600 00	823 290 00
SOUTHERN ATLANTIC TRANSCONTINENTAL RAILROAD COMPANY 172 SHARES @ \$100.00	17 200 00	-0-
STATESVILLE AIRLINE RAILROAD COMPANY 2,648 SHARES @ \$50.00	132 400 00	-0-
ELKIN AND ALLEGHANY RAILROAD COMPANY 4,060 SHARES @ \$100.00	406 000 00	-0-
THE MATTAMUSKETT RAILROAD COMPANY 997.65 SHARES @ \$100.00	99 765 00	-0-
THE W. & Y. RAILROAD 552 SHARES @ \$100.00	55 200 00	-0-
THE W. & J. TURNPIKE COMPANY 6,381 SHARES @ \$10.00	63 810 00	-0-
JUNALUSKA TURNPIKE COMPANY 70.50 SHARES @ \$10.00	705 00	-0-
<u>TOTAL</u>	<u>\$5 041 880 00</u>	<u>\$5 233 584 00</u>





SCHEDULE OF SINKING FUND SECURITIES

AS OF JUNE 30, 1961

SCHEDULE 11

HIGHWAY FUND SINKING FUND:

N.C. HIGHWAY CONSTRUCTION BOND	4 $\frac{1}{2}$ % DUE 1-1-62	\$ 1 000 00
N.C. HIGHWAY CONSTRUCTION BOND	4 $\frac{1}{2}$ % DUE 1-1-63	1 000 00
U.S. TREASURY "G" BONDS	2 $\frac{1}{2}$ % DUE 5-1-62	100 000 00
U.S. TREASURY "G" BONDS	2 $\frac{1}{2}$ % DUE 10-1-62	150 000 00
U.S. TREASURY "G" BONDS	2 $\frac{1}{2}$ % DUE 1-1-63	170 000 00
U.S. TREASURY BONDS	2 $\frac{1}{2}$ % DUE 3-15-65/70	5 150 000 00
U.S. TREASURY BONDS	2 $\frac{1}{2}$ % DUE 3-15-66/71	400 000 00
U.S. TREASURY BONDS	2 $\frac{1}{2}$ % DUE 6-15-64/69	1 510 000 00
U.S. TREASURY BONDS	2 $\frac{1}{2}$ % DUE 6-15-67/72	150 000 00

TOTAL HIGHWAY FUND SINKING FUND SECURITIES

\$ 7 632 000 00

GENERAL FUND SINKING FUND:

N.C. CHARITABLE AND EDUCATIONAL BLDG. BOND (REG.)	4 $\frac{1}{2}$ % DUE 1-1-62	\$ 1 000 00
N.C. CHARITABLE AND EDUCATIONAL BLDG. BOND (REG.)	4-3/4% DUE 10-1-63	1 000 00
N.C. CHARITABLE AND EDUCATIONAL BLDG. BOND	4-3/4% DUE 10-1-63	15 000 00
N.C. CHARITABLE AND EDUCATIONAL BLDG. BOND	4% DUE 4-1-68	2 000 00
U.S. TREASURY BONDS	2 $\frac{1}{2}$ % DUE 3-15-65/70	12 450 000 00
U.S. TREASURY BONDS	2 $\frac{1}{2}$ % DUE 3-15-66/71	15 150 000 00
U.S. TREASURY BONDS	2 $\frac{1}{2}$ % DUE 6-15-64/69	1 230 000 00
U.S. TREASURY BONDS	2 $\frac{1}{2}$ % DUE 12-15-64/69	32 000 00
U.S. TREASURY BONDS	2 $\frac{1}{2}$ % DUE 6-15-67/72	45 000 00
U.S. TREASURY BONDS	2 $\frac{1}{2}$ % DUE 12-15-67/72	20 000 00

TOTAL GENERAL FUND SINKING FUND SECURITIES

\$28 946 000 00

GRAND TOTAL SINKING FUND SECURITIES

\$36 578 000 00



SCHEDULE OF RESERVES FOR PERMANENT APPROPRIATION

AND INCOME TAX REFUNDS

JUNE 30, 1961

SCHEDULE 12

	BALANCE JULY 1, 1960	ADDITIONS	REDUCTIONS	BALANCE JUNE 30, 1961
<u>STATE BOARD OF PUBLIC WELFARE:</u>				
1. OLD AGE ASSISTANCE	\$ -0-	\$ 21 678 12	\$ -0-	\$ 21 678 12
2. AID TO DEPENDENT CHILDREN	-0-	10 698 91	-0-	10 698 91
PURCHASE OF SCHOOL BUSES	208 696 54	296 321 95	208 696 54	296 321 95
TEACHERS CONTINGENT SALARY SUPPLEMENT	7 055 920 00	7 220 140 00	7 055 920 00	7 220 140 00
CHARLES S. AYCOCK MEMORIAL	5 000 00	-0-	-0-	5 000 00
INCOME TAX REFUNDS	3 531 852 00	15 579 502 00	14 678 762 25	4 432 591 75
<u>TOTAL</u>	<u>\$10 801 468 54</u>	<u>\$23 128 340 98</u>	<u>\$21 943 378 79</u>	<u>\$11 986 430 73</u>



SCHEDULE OF TAXES DUE NORTH CAROLINA

COUNTIES AND MUNICIPALITIES

AS OF JUNE 30, 1961

SCHEDULE 13

	BALANCE JULY 1, 1960	ADDITIONS	DISBURSEMENTS	BALANCE JUNE 30, 1961
BEVERAGE TAX	\$ 2 065 879 40	\$ 2 964 343 44	\$ 2 746 159 96	\$ 2 284 062 88
INTANGIBLE TAX	9 367 500 98	9 475 921 19	9 367 500 98	9 475 921 19
FRANCHISE TAX	-0-	1 466 431 48	1 466 431 48	-0-
<u>TOTAL</u>	<u>\$11 433 380 38</u>	<u>\$13 906 696 11</u>	<u>\$13 580 092 42</u>	<u>\$11 759 984 07</u>



LIABILITY FOR MATURED BONDS AND INTEREST

As of JUNE 30, 1961

SCHEDULE 14

	<u>BONDS</u>	<u>INTEREST</u>	<u>TOTAL</u>
GENERAL FUND - OLD ACCOUNT	\$ -0-	\$ 47 813 26	\$ 47 813 26
HIGHWAY - OLD ACCOUNT	-0-	91 621 30	91 621 30
BOND INTEREST - GENERAL AND HIGHWAY	-0-	1 610 896 99	1 610 896 99
BOND REDEMPTION - HIGHWAY	9 078 000 00	-0-	9 078 000 00
BOND REDEMPTION - GENERAL	3 974 100 00	-0-	3 974 100 00
<u>TOTAL</u>	<u>\$13 052 100 00</u>	<u>\$1 750 331 55</u>	<u>\$14 802 431 55</u>





SCHEDULE OF STATE HIGHWAYS, INSTITUTIONAL AND  
DEPARTMENTAL BUILDINGS, REAL ESTATE AND OTHER FIXED ASSETS VALUATIONS

As of June 30, 1961

SCHEDULE 15

BALANCE JULY 1, 1960

\$1 510 961 007 79

ADD: ADDITIONS MADE DURING FISCAL YEAR 1960-61:

1. STATE HIGHWAY COMMISSION:

HIGHWAY MAINTENANCE AND CONSTRUCTION:

1. PRIMARY SYSTEM	\$18 444 725 10
2. SECONDARY SYSTEM	43 296 610 33
3. URBAN SYSTEM	2 979 375 23
4. PUBLIC SERVICE ROADS	1 819 807 89
FEDERAL AID CONSTRUCTION	69 391 722 59
CAPITAL IMPROVEMENTS	367 739 10

TOTAL HIGHWAY

\$ 136 299 980 24

2. CAPITAL IMPROVEMENTS:

1943 FUND	\$ 36 586 62
1947 FUND	150 231 65
1949 FUND	54 457 35
1951 FUND	160 565 19
1953 NEW PROJECTS	34 771 49
1953 BOND	55 409 51
1953 MENTAL	140 461 60
1957 FUND	5 093 049 91
1957 BOND FUND	1 846 881 16
1959 BOND FUND	6 004 977 89
1959 VOTED BOND FUND	7 808 258 98
1953 SCHOOL PLANT CONSTRUCTION AND IMPROVEMENT BOND FUND	728 819 49
1961 FUND	475 000 00

TOTAL CAPITAL IMPROVEMENTS

\$ 22 589 470 84

TOTAL VALUATION JUNE 30, 1961

\$1 669 850 458 87



SCHEOLE OF SECURITIES HELD IN TRUST  
BY THE STATE TREASURER FOR VARIOUS STATE AGENCIES

AS OF JUNE 30, 1961

SCHEOLE 16

<u>HELD FOR N.C. INDUSTRIAL COMMISSION:</u>	
SECURITIES DEPOSITED BY SELF-INSURERS	\$ 990 000 00
<u>HELD FOR DOROTHEA DIX HOSPITAL - PATIENT'S FUND:</u>	
U.S. TREASURY BONDS	\$ 11 000 00
<u>HELD FOR ATLANTIC &amp; EAST CAROLINA RR Co.:</u>	
U.S. TREASURY BONDS	\$ 50 000 00
<u>HELD FOR ATLANTIC &amp; N.C. RAILROAD:</u>	
50 SHARES OF GOLOSBORO UNION STATION STOCK	\$ 5 000 00
735 SHARES OF ATLANTIC & N.C.R.R. STOCK	<u>73 500 00</u>
	\$ 78 500 00
<u>HELD FOR THE DEPARTMENT OF INSURANCE:</u>	
SECURITIES DEPOSITED BY VARIOUS INSURANCE COMPANIES	\$27 772 421 07
<u>HELD FOR THE DEPARTMENT OF AGRICULTURE:</u>	
DEPOSITED BY FEED MILLS	\$ 10 175 00
<u>HELD FOR N.C. DEPARTMENT OF REVENUE:</u>	
TO INSURE PAYMENT OF SALES TAX	\$ 6 000 00
TO INSURE PAYMENT OF GASOLINE TAX	392 000 00
TO INSURE PAYMENT OF SUPPLIER'S (OIL) TAX	<u>2 000 00</u>
	\$ 400 000 00
<u>HELD FOR THE DEPARTMENT OF MOTOR VEHICLES:</u>	
TO INSURE PAYMENT OF BUS AND FRANCHISE TAX	<u>\$ 400 00</u>
<u>TOTAL ALL AGENCIES</u>	<u><u>\$29 313 396 07</u></u>



SCHEDULE OF FUNDS ON DEPOSIT WITH THE  
FEDERAL GOVERNMENT FOR PAYMENT OF UNEMPLOYMENT BENEFITS

JUNE 30, 1961

SCHEDULE 17

FISCAL YEAR ENDED JUNE 30	BEGINNING BALANCE	ADDITIONS		DEDUCTIONS WITHDRAWALS	CLOSING BALANCE
		DEPOSITS	INTEREST		
1937	\$ -0-	\$ 5 520 000 00	\$ 5 475 39	\$ -0-	\$ 5 525 475 39
1938	5 525 475 39	8 255 000 00	176 445 70	5 575 000 00	8 381 921 09
1939	8 381 921 09	11 500 000 00	229 012 76	6 550 000 00	13 560 933 85
1940	13 560 933 85	11 424 000 00	390 701 96	3 875 000 00	21 500 635 81
1941	21 500 635 81	12 837 000 00	740 767 52	4 903 334 43	30 175 068 90
1942	30 175 068 90	13 116 000 00	849 673 77	3 900 000 00	40 240 742 67
1943	40 240 742 67	20 062 000 00	1 121 011 27	1 460 000 00	59 963 753 94
1944	59 963 753 94	19 759 000 00	1 335 873 30	390 000 00	80 668 627 24
1945	80 668 627 24	18 489 000 00	1 740 825 41	335 000 00	100 563 452 65
1946	100 563 452 65	15 967 000 00	2 079 130 40	4 310 000 00	114 299 583 05
1947	114 299 583 05	16 685 000 00	2 347 181 46	5 075 000 00	128 256 764 51
1948	128 256 764 51	18 540 000 00	2 769 251 44	5 900 000 00	143 666 015 95
1949	143 666 015 95	20 055 000 00	3 256 947 04	12 900 000 00	154 077 962 99
1950	154 077 962 99	17 990 000 00	3 316 215 49	20 900 000 00	154 484 178 48
1951	154 484 178 48	23 736 000 00	3 491 592 20	12 200 000 00	169 511 770 68
1952	169 511 770 68	22 205 000 00	3 717 901 40	23 450 000 00	171 984 672 08
1953	171 984 672 08	20 449 000 00	4 010 560 06	18 500 000 00	177 944 232 14
1954	177 944 232 14	22 288 000 00	4 262 893 67	33 300 000 00	171 195 125 81
1955	171 195 125 81	24 345 000 00	3 910 522 49	30 400 000 00	169 050 648 30
1956	169 050 648 30	22 419 000 00	3 946 032 23	22 800 000 00	172 615 680 53
1957	172 615 680 53	28 880 000 00	4 450 728 50	29 300 000 00	176 646 409 03
1958	176 646 409 03	30 370 000 00	4 688 498 10	45 700 000 00	166 004 907 13
1959	166 004 907 13	32 695 000 00	4 436 480 63	37 350 000 00	165 786 387 76
1960	165 786 387 76	37 630 000 00	4 889 220 89	31 500 000 00	176 805 608 65
1961	176 805 608 65	37 350 000 00	5 790 436 13	46 150 000 00	173 796 044 78

NOTE: IN ADDITION TO THE ABOVE AMOUNT \$2,545,480.50 IS ON DEPOSIT UNDER THE EMPLOYMENT SECURITY FINANCE ACT OF 1954 - REED BILL.



CHANGES IN NORTH CAROLINA BONDED DEBT

FISCAL YEAR 1960-61

SCHEDULE 1B

<u>UNMATURED BONDS OUTSTANDING 7-1-60</u>		\$250 767 000 00
<u>ADD: BONDS ISSUED DURING FISCAL YEAR:</u>		
CAPITAL IMPROVEMENT BONDS (CHAPTER 103B OF 1959)	\$ 9 195 000 00	
MENTAL INSTITUTIONS CAPITAL IMPROVEMENT BONOS (CHAPTER 103B OF 1959)	5 000 000 00	
EOUCATIONAL INSTITUTION CAPITAL IMPROVEMENT BONOS (CHAPTER 103B OF 1959)	5 000 000 00	
COMMUNITY COLLEGE CAPITAL IMPROVEMENT BONOS (CHAPTER 103B OF 1959)	1 500 000 00	20 695 000 00
<u>TOTAL</u>		\$271 462 000 00
<u>LESS: BONOS MATURED DURING FISCAL YEAR:</u>		
EOUCATIONAL AND CHARITABLE INSTITUTIONS (CHAPTER 165 OF 1921)	\$ 3 372 000 00	
GREAT SMOKY MOUNTAIN PARK (CHAPTER 4B OF 1927)	50 000 00	
STATE PORT BONOS (CHAPTER B20 OF 1949)	300 000 00	
SCHOOL PLANT CONSTRUCTION AND REPAIR BONOS (CHAPTER 1020 OF 1949)	990 000 00	
PERMANENT IMPROVEMENT BONOS (CHAPTER 1149 OF 1953)	575 000 00	
CAPITAL IMPROVEMENT BONOS (CHAPTER 935 OF 1957)	100 000 00	
CAPITAL IMPROVEMENT BONOS (CHAPTER 103B OF 1959)	645 000 00	
SCHOOL PLANT CONSTRUCTION AND IMPROVEMENT BONOS (CHAPTER 1046 OF 1953)	2 050 000 00	
MENTAL INSTITUTION BONOS (CHAPTER 114B OF 1953)	1 000 000 00	
MENTAL INSTITUTION CAPITAL IMPROVEMENT BONOS (CHAPTER 103B OF 1959)	150 000 00	
EOUCATIONAL INSTITUTION CAPITAL IMPROVEMENT BONOS (CHAPTER 103B OF 1959)	150 000 00	
STATE BLIND REHABILITATION CENTER CAPITAL IMPROVEMENT (CHAPTER 103B OF 1959)	70 000 00	
HOSPITAL CAPITAL IMPROVEMENT BONOS (CHAPTER 103B OF 1959)	100 000 00	
STATE TRAINING SCHOOL CAPITAL IMPROVEMENT BONOS (CHAPTER 103B OF 1959)	166 000 00	
COMMUNITY COLLEGE CAPITAL IMPROVEMENT BONOS (CHAPTER 103B OF 1959)	250 000 00	
<u>TOTAL GENERAL FUNO BONOS</u>	\$ 9 968 000 00	
HIGHWAY CONSTRUCTION SERIAL BONOS (CHAPTER 2 OF 1921)	\$ 6 333 000 00	
HIGHWAY CONSTRUCTION SERIAL BONOS (CHAPTER 263 OF 1923)	167 000 00	
STATE SECONOARY ROAD BONOS (CHAPTER 1250 OF 1949)	10 500 000 00	
<u>TOTAL HIGHWAY FUNO</u>	\$17 000 000 00	
<u>TOTAL BONOS MATURED DURING YEAR</u>		\$ 26 968 000 00
<u>TOTAL UNMATURED BONOS JUNE 30, 1961</u>		<u>\$244 494 000 00</u>







STATE OF NORTH CAROLINA

ANNUAL DEBT REQUIREMENTS

As of JUNE 30, 1961

FISCAL YEAR	PAYABLE FROM HIGHWAY FUND			PAYABLE FROM GENERAL FUND		
	BONDS	SINKING FUND INTEREST	TOTAL	BONDS	SINKING FUND INTEREST	TOTAL
1961-62	\$1 500 000 00	\$116 280 00	\$1 616 280 00	\$ 3 423 000 00	\$1 058 712 50	\$ 4 481 712 50
1962-63	1 010 000 00	59 805 00	1 069 805 00	50 000 00	980 695 00	1 030 695 00
1963-64	824 000 00	18 540 00	842 540 00	10 699 000 00	729 467 50	11 428 467 50
1964-65				50 000 00	478 240 00	528 240 00
1965-66				5 174 000 00	360 825 00	5 534 825 00
1966-67				510 000 00	243 410 00	753 410 00
1967-68				5 294 000 00	222 885 00	5 516 885 00
1968-69				50 000 00	8 500 00	58 500 00
1969-70				50 000 00	6 375 00	56 375 00
1970-71				50 000 00	4 250 00	54 250 00
1971-72				50 000 00	2 125 00	52 125 00
1972-73						
1973-74						
1974-75						
1975-76						
1976-77						
1977-78						
1978-79						
1979-80						
<b>TOTALS</b>	<b>\$3 334 000 00</b>	<b>\$194 625 00</b>	<b>\$3 528 625 00</b>	<b>\$25 400 000 00</b>	<b>\$4 095 485 00</b>	<b>\$29 495 485 00</b>

SCHEDULE 19

PAYABLE FROM HIGHWAY FUND REVENUE 1¢ PER GALLON OF GASOLINE TAX			PAYABLE FROM GENERAL FUND REVENUE COLLECTIONS			TOTAL BONDS AND INTEREST FROM ALL SOURCES
BONDS	INTEREST	TOTAL	BONDS	INTEREST	TOTAL	
\$ 10 700 000 00	\$1 616 750 00	\$ 12 316 750 00	\$ 6 505 000 00	\$ 2 700 757 50	\$ 9 205 757 50	\$ 27 620 500 00
10 850 000 00	1 462 062 50	12 312 062 50	6 515 000 00	2 539 457 50	9 054 457 50	23 467 020 00
11 050 000 00	1 305 187 50	12 355 187 50	6 585 000 00	2 386 407 50	8 971 407 50	33 597 602 50
11 250 000 00	1 136 750 00	12 386 750 00	6 755 000 00	2 239 332 50	8 994 332 50	21 909 322 50
11 400 000 00	956 875 00	12 356 875 00	6 865 000 00	2 093 795 00	8 958 795 00	26 850 495 00
11 600 000 00	781 875 00	12 381 875 00	7 020 000 00	1 948 995 00	8 968 995 00	22 104 280 00
11 800 000 00	578 187 50	12 378 187 50	7 115 000 00	1 800 407 50	8 915 407 50	26 810 480 00
12 000 000 00	368 250 00	12 368 250 00	7 280 000 00	1 647 557 50	8 927 557 50	21 354 307 50
12 200 000 00	186 250 00	12 386 250 00	7 480 000 00	1 490 282 50	8 970 282 50	21 412 907 50
			7 580 000 00	1 325 025 00	8 905 025 00	8 959 275 00
			7 815 000 00	1 144 207 50	8 959 207 50	9 011 332 50
			7 920 000 00	955 765 00	8 875 765 00	8 875 765 00
			8 075 000 00	764 462 50	8 839 462 50	8 839 462 50
			8 300 000 00	557 800 00	8 857 800 00	8 857 800 00
			2 800 000 00	329 450 00	3 129 450 00	3 129 450 00
			2 800 000 00	248 600 00	3 048 600 00	3 048 600 00
			2 400 000 00	167 150 00	2 567 150 00	2 567 150 00
			1 900 000 00	94 700 00	1 994 700 00	1 994 700 00
			1 200 000 00	36 000 00	1 236 000 00	1 236 000 00
<u>\$102 850 000 00</u>	<u>\$8 392 187 50</u>	<u>\$111 242 187 50</u>	<u>\$112 910 000 00</u>	<u>\$24 470 152 50</u>	<u>\$137 380 152 50</u>	<u>\$281 646 450 00</u>





## STATEMENT OF STATE DEBT,

AS OF JUNE 30, 1961

(NOTE: MATURITIES OF JULY 1, 1961 ARE EXCLUDED)

TITLE	LAW		INTEREST RATE	DATE OF ISSUE
	CHAPTER	YEAR		
<u>GENERAL FUNDS:</u>				
<u>PAYABLE FROM SINKING FUNDS:</u>				
EDUCATIONAL AND CHARITABLE INSTITUTIONS	165	1921	4 $\frac{1}{2}$ %	1-1-22
EDUCATIONAL AND CHARITABLE INSTITUTIONS	162	1923	4 $\frac{1}{2}$	10-1-23
EDUCATIONAL AND CHARITABLE INSTITUTIONS	162	1923	4-3/4	10-1-23
PUBLIC IMPROVEMENTS	162	1923	4-3/4	10-1-23
EDUCATIONAL AND CHARITABLE INSTITUTIONS	192	1925	4 $\frac{1}{2}$	1-1-26
EDUCATIONAL AND CHARITABLE INSTITUTIONS	147	1927	4 $\frac{1}{4}$	4-1-30
EDUCATIONAL AND CHARITABLE INSTITUTIONS	147	1927	4	4-1-31
GREAT SMOKY MOUNTAIN PARK	48	1927	4 $\frac{1}{4}$	4-1-30
FARM COLONY BUILDING BOND	219	1927	4	4-1-31
STATE PRISON FARMS	110	1931	4	7-1-31
<u>TOTAL PAYABLE FROM SINKING FUND</u>				
<u>PAYABLE FROM REVENUE COLLECTIONS:</u>				
STATE PORT BONDS	820	1949	1 $\frac{1}{4}$	10-1-50
STATE PORT BONDS	820	1949	1-3/8	10-1-50
SCHOOL PLANT CONSTRUCTION & REPAIR BONDS	1020	1949	1 $\frac{1}{4}$	10-1-50
SCHOOL PLANT CONSTRUCTION & REPAIR BONDS	1020	1949	1-3/8	10-1-50
PERMANENT IMPROVEMENT BONDS	1149	1953	2	7-1-53
PERMANENT IMPROVEMENT BONDS	1149	1953	2 $\frac{1}{4}$	7-1-53
CAPITAL IMPROVEMENT BONDS	935	1957	4	7-16-59
CAPITAL IMPROVEMENT BONDS	935	1957	3	7-16-59
CAPITAL IMPROVEMENT BONDS	935	1957	3.2	7-16-59
CAPITAL IMPROVEMENT BONDS	935	1957	3.1	7-16-59
CAPITAL IMPROVEMENT BONDS	1038	1959	4	5-1-60
CAPITAL IMPROVEMENT BONDS	1038	1959	3	5-1-60
SCHOOL PLANT CONSTRUCTION & IMPROVEMENT BONDS	1046	1953	1 $\frac{1}{2}$	10-1-54
SCHOOL PLANT CONSTRUCTION & IMPROVEMENT BONDS	1046	1953	1-3/4	10-1-54
SCHOOL PLANT CONSTRUCTION & IMPROVEMENT BONDS	1046	1953	1-3/4	12-1-53
SCHOOL PLANT CONSTRUCTION & IMPROVEMENT BONDS	1046	1953	2	12-1-53
SCHOOL PLANT CONSTRUCTION & IMPROVEMENT BONDS	1046	1953	2.1	12-1-53
SCHOOL PLANT CONSTRUCTION & IMPROVEMENT BONDS	1046	1953	2.2	12-1-53
SCHOOL PLANT CONSTRUCTION & IMPROVEMENT BONDS	1046	1953	4	11-1-57
SCHOOL PLANT CONSTRUCTION & IMPROVEMENT BONDS	1046	1953	2	11-1-57

(CONTINUED)

SCHEDULE 20

<u>MATURITY</u>	<u>INTEREST DUE ON OUTSTANDING BONDS</u>	<u>AMOUNT OF ISSUES</u>	<u>AMOUNT OF BONDS OUTSTANDING JUNE 30, 1960</u>
JAN. 1, 1962	\$ 75 892 50	\$ 3 373 000 00	\$ 3 373 000 00
OCT. 1, 1963	343 012 50	3 049 000 00	3 049 000 00
OCT. 1, 1963	843 125 00	7 100 000 00	7 100 000 00
OCT. 1, 1963	59 375 00	500 000 00	500 000 00
JAN. 1, 1966 (BOND #17106 BURNED-PAID IN 1945 UNDER AUTHORITY OF H. B. 33, CHAPTER 425 OF 1945)	1 037 610 00	5 125 000 00	5 124 000 00
APRIL 1, 1968	297 500 00	1 000 000 00	1 000 000 00
APRIL 1, 1968 (BOND #26015 THRU #26017 PAID BY OCT. OF 1937 LEGISLATURE)	1 188 320 00	4 247 000 00	4 244 000 00
\$50,000 PER YEAR THRU APRIL 1, 1972	140 250 00	2 000 000 00	550 000 00
APRIL 1, 1967	14 400 00	60 000 00	60 000 00
JULY 1, 1967	96 000 00	400 000 00	400 000 00
	\$ 4 095 485 00		\$ 25 400 000 00
\$300,000 4-1-62; \$310,000 4-1-63	\$ 11 500 00	\$ 2 270 000 00	\$ 610 000 00
\$310,000 4-1-64; \$320,000 4-1-65; \$330,000 4-1-66; \$330,000 4-1-67; \$330,000 4-1-68; \$340,000 4-1-69; \$350,000 4-1-70	192 775 00	2 310 000 00	2 310 000 00
\$1,010,000 4-1-62; \$1,020,000 4-1-63	38 125 00	7 550 000 00	2 030 000 00
\$1,050,000 4-1-64; \$1,060,000 4-1-65; \$1,080,000 4-1-66; \$1,100,000 4-1-67; \$1,120,000 4-1-68; \$1,140,000 4-1-69; \$1,160,000 4-1-70	643 362 50	7 710 000 00	7 710 000 00
\$575,000 7-1-62; \$575,000 7-1-63; \$575,000 7-1-64	69 000 00	2 300 000 00	1 725 000 00
\$575,000 7-1-65; \$575,000 7-1-66; \$600,000 7-1-67; \$600,000 7-1-68; \$625,000 7-1-69; \$625,000 7-1-70; \$2,200,000 7-1-71; \$2,200,000 7-1-72; \$2,300,000 7-1-73	2 191 500 00	10 300 000 00	10 300 000 00
\$150,000 5-1-62; \$150,000 5-1-63; \$150,000 5-1-64; \$150,000 5-1-65	60 000 00	700 000 00	600 000 00
\$150,000 5-1-66; \$150,000 5-1-67	49 500 00	300 000 00	300 000 00
\$150,000 5-1-68; \$150,000 5-1-69; \$150,000 5-1-71; \$150,000 5-1-72; \$150,000 5-1-73; \$150,000 5-1-74; \$550,000 5-1-75; \$100,000 5-1-76; \$100,000 5-1-77; \$100,000 5-1-78; \$100,000 5-1-79	750 400 00	1 850 000 00	1 850 000 00
\$150,000 5-1-70	41 850 00	150 000 00	150 000 00
\$250,000 5-1-62; \$250,000 5-1-63	30 000 00	500 000 00	500 000 00
\$250,000 5-1-64; \$250,000 5-1-65; \$250,000 5-1-66; \$500,000 5-1-67; \$500,000 5-1-68; \$500,000 5-1-69; \$500,000 5-1-70; \$500,000 5-1-71; \$500,000 5-1-72; \$500,000 5-1-73; \$500,000 5-1-74; \$500,000 5-1-75; \$500,000 5-1-76; \$500,000 5-1-77; \$600,000 5-1-78; \$600,000 5-1-79; \$600,000 5-1-80	2 877 000 00	8 050 000 00	8 050 000 00
\$250,000 4-1-62; \$250,000 4-1-63; \$250,000 4-1-64; \$275,000 4-1-65; \$275,000 4-1-66; \$275,000 4-1-67	84 375 00	2 575 000 00	1 575 000 00
\$275,000 4-1-68; \$275,000 4-1-69; \$275,000 4-1-70; \$275,000 4-1-71; \$275,000 4-1-72; \$275,000 4-1-73; \$275,000 4-1-74	336 875 00	1 925 000 00	1 925 000 00
\$935,000 4-1-62; \$975,000 4-1-63; \$1,000,000 4-1-64	102 987 50	3 810 000 00	2 910 000 00
\$1,015,000 4-1-65; \$1,070,000 4-1-66; \$1,075,000 4-1-67; \$1,125,000 4-1-68; \$1,130,000 4-1-69	655 500 00	5 415 000 00	5 415 000 00
\$1,175,000 4-1-70; \$1,200,000 4-1-71	474 075 00	2 375 000 00	2 375 000 00
\$1,220,000 4-1-72; \$1,225,000 4-1-73	618 640 00	2 445 000 00	2 445 000 00
\$400,000 5-1-62	16 000 00	1 700 000 00	400 000 00
\$400,000 5-1-63; \$400,000 5-1-64	40 000 00	800 000 00	800 000 00

(CONTINUED)







TITLE	LAW		INTEREST RATE	DATE OF ISSUE
	CHAPTER	YEAR		
<u>GENERAL FUND (CONTINUED):</u>				
<u>PAYABLE FROM REVENUE COLLECTIONS (CONTINUED):</u>				
SCHOOL PLANT CONSTRUCTION & IMPROVEMENT BONOS	1046	1953	2 $\frac{1}{2}$ %	11-1-57
SCHOOL PLANT CONSTRUCTION & IMPROVEMENT BONOS	1046	1953	2.4	11-1-57
SCHOOL PLANT CONSTRUCTION & IMPROVEMENT BONOS	1046	1953	4	5-1-58
SCHOOL PLANT CONSTRUCTION & IMPROVEMENT BONOS	1046	1953	2 $\frac{1}{4}$	5-1-58
SCHOOL PLANT CONSTRUCTION & IMPROVEMENT BONOS	1046	1953	2 $\frac{1}{2}$	5-1-58
SCHOOL PLANT CONSTRUCTION & IMPROVEMENT BONOS	1046	1953	2-3/4	
MENTAL INSTITUTION BONOS	1148	1953	1-3/4	12-1-53
MENTAL INSTITUTION BONOS	1148	1953	2	12-1-53
MENTAL INSTITUTION BONOS	1148	1953	2.1	12-1-53
MENTAL INSTITUTION BONOS	1148	1953	2.2	12-1-53
MENTAL INSTITUTION BONOS	1148	1953	1 $\frac{1}{2}$	6-1-55
MENTAL INSTITUTION BONOS	1148	1953	1-3/4	6-1-55
MENTAL INSTITUTION BONOS	1148	1953	1.9	6-1-55
MENTAL INSTITUTION BONOS	1148	1953	2	6-1-55
MENTAL INSTITUTION CAPITAL IMPROVEMENT BONOS	1038	1959	4	2-17-60
MENTAL INSTITUTION CAPITAL IMPROVEMENT BONOS	1038	1959	3 $\frac{1}{2}$	2-17-60
MENTAL INSTITUTION CAPITAL IMPROVEMENT BONOS	1038	1959	3 $\frac{1}{4}$	2-17-60
MENTAL INSTITUTION CAPITAL IMPROVEMENT BONOS	1038	1959	4	11-1-60
MENTAL INSTITUTION CAPITAL IMPROVEMENT BONOS	1038	1959	2-3/4	11-1-60
MENTAL INSTITUTION CAPITAL IMPROVEMENT BONOS	1038	1959	2.9	11-1-60
MENTAL INSTITUTION CAPITAL IMPROVEMENT BONOS	1038	1959	3	11-1-60
EDUCATIONAL INSTITUTION CAPITAL IMPROVEMENT BONOS	1038	1959	4	2-17-60
EDUCATIONAL INSTITUTION CAPITAL IMPROVEMENT BONOS	1038	1959	3 $\frac{1}{2}$	2-17-60
EDUCATIONAL INSTITUTION CAPITAL IMPROVEMENT BONOS	1038	1959	3 $\frac{1}{4}$	2-17-60
EDUCATIONAL INSTITUTION CAPITAL IMPROVEMENT BONOS	1038	1959	4	11-1-60
EDUCATIONAL INSTITUTION CAPITAL IMPROVEMENT BONOS	1038	1959	2-3/4	11-1-60
EDUCATIONAL INSTITUTION CAPITAL IMPROVEMENT BONOS	1038	1959	2.9	11-1-60
EDUCATIONAL INSTITUTION CAPITAL IMPROVEMENT BONOS	1038	1959	3	11-1-60
STATE BLIND REHABILITATION CENTRAL CAPITAL IMPROVEMENT	1038	1959	4	2-17-60
HOSPITAL CAPITAL IMPROVEMENT BONOS	1038	1959	4	2-17-60
HOSPITAL CAPITAL IMPROVEMENT BONOS	1038	1959	3 $\frac{1}{2}$	2-17-60
STATE TRAINING SCHOOL CAPITAL IMPROVEMENT BONOS	1038	1959	4	2-17-60

(CONTINUED)

MATURITY	INTEREST DUE ON OUTSTANDING BONDS	AMOUNT OF ISSUES	AMOUNT OF BONDS OUTSTANDING JUNE 30, 1961
\$400,000 5-1-65; \$400,000 5-1-66; \$400,000 5-1-67; \$400,000 5-1-68; \$400,000 5-1-69; \$400,000 5-1-70; \$400,000 5-1-71; \$500,000 5-1-72; \$500,000 5-1-73	\$ 699 750 00	\$ 3 800 000 00	\$ 3 800 000 00
\$2,200,000 5-1-74; \$500,000 5-1-75; \$500,000 5-1-76; \$500,000 5-1-77	1 226 400 00	3 700 000 00	3 700 000 00
\$500,000 5-1-62; \$500,000 5-1-63; \$500,000 5-1-64	120 000 00	2 500 000 00	1 500 000 00
\$600,000 5-1-65; \$600,000 5-1-66; \$600,000 5-1-67	202 500 00	1 800 000 00	1 800 000 00
\$600,000 5-1-68; \$700,000 5-1-69	245 000 00	1 300 000 00	1 300 000 00
\$700,000 5-1-70; \$700,000 5-1-71; \$700,000 5-1-72; \$700,000 5-1-73; \$2,600,000 5-1-74; \$2,500,000 5-1-75; \$500,000 5-1-76; \$500,000 5-1-77; \$500,000 5-1-78	3 360 500 00	9 400 000 00	9 400 000 00
\$515,000 4-1-62; \$535,000 4-1-63; \$550,000 4-1-64	56 612 50	2 100 000 00	1 600 000 00
\$560,000 4-1-65; \$585,000 4-1-66; \$590,000 4-1-67;			
\$615,000 4-1-68; \$620,000 4-1-69	359 400 00	2 970 000 00	2 970 000 00
\$645,000 4-1-70; \$655,000 4-1-71	259 455 00	1 300 000 00	1 300 000 00
\$670,000 4-1-72; \$670,000 4-1-73	339 020 00	1 340 000 00	1 340 000 00
\$500,000 4-1-62	7 500 00	1 000 000 00	500 000 00
\$500,000 4-1-63; \$500,000 4-1-64; \$500,000 4-1-65; \$500,000 4-1-66; \$500,000 4-1-67; \$500,000 4-1-68	236 250 00	3 000 000 00	3 000 000 00
\$500,000 4-1-69; \$500,000 4-1-70; \$500,000 4-1-71; \$500,000 4-1-72	361 000 00	2 000 000 00	2 000 000 00
\$500,000 4-1-73; \$1,250,000 4-1-74; \$1,250,000 4-1-75	795 000 00	3 000 000 00	3 000 000 00
\$150,000 5-1-62; \$150,000 5-1-63; \$150,000 5-1-64	36 000 00	600 000 00	450 000 00
\$200,000 5-1-65	28 000 00	200 000 00	200 000 00
\$250,000 5-1-66; \$250,000 5-1-67; \$250,000 5-1-68; \$250,000 5-1-69; \$250,000 5-1-70; \$250,000 5-1-71; \$250,000 5-1-72; \$250,000 5-1-73; \$250,000 5-1-74; \$750,000 5-1-75; \$300,000 5-1-76; \$300,000 5-1-77; \$300,000 5-1-78; \$300,000 5-1-79	1 642 875 00	4 200 000 00	4 200 000 00
\$150,000 5-1-62; \$150,000 5-1-63	18 000 00	300 000 00	300 000 00
\$150,000 5-1-64; \$150,000 5-1-65; \$150,000 5-1-66; \$200,000 5-1-67; \$200,000 5-1-68; \$200,000 5-1-69; \$250,000 5-1-70; \$250,000 5-1-71; \$300,000 5-1-72; \$300,000 5-1-73; \$300,000 5-1-74; \$750,000 5-1-75	881 375 00	3 200 000 00	3 200 000 00
\$300,000 5-1-76	130 500 00	300 000 00	300 000 00
\$300,000 5-1-77; \$300,000 5-1-78; \$300,000 5-1-79; \$300,000 5-1-80	630 000 00	1 200 000 00	1 200 000 00
\$150,000 5-1-62; \$150,000 5-1-63; \$150,000 5-1-64	36 000 00	600 000 00	450 000 00
\$200,000 5-1-65	28 000 00	200 000 00	200 000 00
\$250,000 5-1-66; \$250,000 5-1-67; \$250,000 5-1-68; \$250,000 5-1-69; \$250,000 5-1-70; \$250,000 5-1-71; \$250,000 5-1-72; \$250,000 5-1-73; \$250,000 5-1-74; \$750,000 5-1-75; \$300,000 5-1-76; \$300,000 5-1-77; \$300,000 5-1-78; \$300,000 5-1-79	1 642 875 00	4 200 000 00	4 200 000 00
\$150,000 5-1-62; \$150,000 5-1-63	18 000 00	300 000 00	300 000 00
\$150,000 5-1-64; \$150,000 5-1-65; \$150,000 5-1-66; \$200,000 5-1-67; \$200,000 5-1-68; \$200,000 5-1-69; \$250,000 5-1-70; \$250,000 5-1-71; \$300,000 5-1-72; \$300,000 5-1-73; \$300,000 5-1-74; \$750,000 5-1-75	881 375 00	3 200 000 00	3 200 000 00
\$300,000 5-1-76	130 500 00	300 000 00	300 000 00
\$300,000 5-1-77; \$300,000 5-1-78; \$300,000 5-1-79; \$300,000 5-1-80	630 000 00	1 200 000 00	1 200 000 00
\$70,000 5-1-62	2 800 00	140 000 00	70 000 00
\$100,000 5-1-62; \$100,000 5-1-63; \$100,000 5-1-64	24 000 00	400 000 00	300 000 00
\$100,000 5-1-65	14 000 00	100 000 00	100 000 00
\$100,000 5-1-62; \$100,000 5-1-63; \$100,000 5-1-64	24 000 00	466 000 00	300 000 00

(CONTINUED)





TITLE	LAW		INTEREST RATE	DATE OF ISSUE
	CHAPTER	YEAR		
<u>GENERAL FUND (CONTINUED):</u>				
<u>PAYABLE FROM REVENUE COLLECTIONS (CONTINUED):</u>				
COMMUNITY COLLEGE CAPITAL IMPROVEMENT BONDS	1038	1959	4%	5-1-60
COMMUNITY COLLEGE CAPITAL IMPROVEMENT BONDS	1038	1959	3	5-1-60
<u>TOTAL GENERAL FUND BONDS AND INTEREST PAYABLE FROM REVENUE COLLECTIONS</u>				
<u>TOTAL GENERAL FUND BONDS &amp; INTEREST PAYABLE</u>				
<u>HIGHWAY FUNDS</u>				
<u>PAYABLE FROM SINKING FUNDS</u>				
HIGHWAY CONSTRUCTION SERIAL BONDS	2	1921	4 $\frac{1}{2}$	1-1-23
HIGHWAY CONSTRUCTION SERIAL BONDS	2	1921	4 $\frac{1}{2}$	1-1-24
HIGHWAY CONSTRUCTION SERIAL BONDS	2	1921	4 $\frac{1}{2}$	1-1-24
HIGHWAY CONSTRUCTION SERIAL BONDS	2	1923	4 $\frac{1}{2}$	1-1-26
<u>TOTAL PAYABLE FROM SINKING FUND</u>				
<u>PAYABLE FROM HIGHWAY FUND REVENUE-(16 PER GALLON-GASOLINE ROAD TAX)</u>				
STATE SECONDARY ROAD BONDS	1250	1949	1 $\frac{1}{4}$	7-1-49
STATE SECONDARY ROAD BONDS	1250	1949	1 $\frac{1}{2}$	7-1-49
STATE SECONDARY ROAD BONDS	1250	1949	1-3/4	7-1-49
STATE SECONDARY ROAD BONDS	1250	1949	1 $\frac{1}{4}$	1-1-50
STATE SECONDARY ROAD BONDS	1250	1949	1 $\frac{1}{2}$	1-1-50
STATE SECONDARY ROAD BONDS	1250	1949	1-3/4	1-1-51
STATE SECONDARY ROAD BONDS	1250	1949	2	1-1-51
<u>TOTAL PAYABLE FROM HIGHWAY FUND REVENUE (16 PER GALLON-GASOLINE ROAD TAX)</u>				
<u>TOTAL HIGHWAY FUND BONDS &amp; INTEREST PAYABLE</u>				
<u>TOTAL BOND &amp; INTEREST PAYABLE FROM ALL SOURCES</u>				

<u>MATURITY</u>	<u>INTEREST DUE ON OUTSTANDING BONDS</u>	<u>AMOUNT OF ISSUES</u>	<u>AMOUNT OF BONDS OUTSTANDING JUNE 30, 1961</u>
\$250,000 5-1-62; \$250,000 5-1-63 \$250,000 5-1-64; \$250,000 5-1-65; \$250,000 5-1-66	\$ 30 000 00 90 000 00	\$ 500 000 00 750 000 00	\$ 500 000 00 750 000 00
	<u>\$24 470 152 50</u>		<u>\$112 910 000 00</u>
	<u>\$28 565 637 50</u>		<u>\$138 310 000 00</u>
\$500,000 1-1-62 \$333,000 1-1-62; \$343,000 1-1-63 \$500,000 1-1-62; \$500,000 1-1-63; \$500,000 1-1-64 \$167,000 1-1-62; \$167,000 1-1-63; \$324,000 1-1-64	\$ 11 250 00 30 645 00 101 250 00 51 480 00	\$ 5 000 000 00 10 000 000 00 15 000 000 00 5 000 000 00	\$ 500 000 00 676 000 00 1 500 000 00 658 000 00
	<u>\$ 194 625 00</u>		<u>\$ 3 334 000 00</u>
\$2,300,000 1-1-62; \$2,350,000 1-1-63; \$2,350,000 1-1-64 \$2,400,000 1-1-65; \$2,450,000 1-1-66; \$2,500,000 1-1-67 \$2,550,000 1-1-68; \$2,600,000 1-1-69 \$4,400,000 1-1-62; \$4,500,000 1-1-63; \$4,700,000 1-1-64; \$4,200,000 1-1-70 \$4,850,000 1-1-65; \$4,950,000 1-1-66; \$4,100,000 1-1-67; \$4,250,000 1-1-68; \$4,400,000 1-1-69 \$4,000,000 7-1-62; \$4,000,000 7-1-63; \$4,000,000 7-1-64; \$4,000,000 7-1-65; \$4,000,000 7-1-66 \$5,000,000 7-1-67; \$5,000,000 7-1-68; \$5,000,000 7-1-69; \$8,000,000 7-1-70	\$ 131 875 00 497 625 00 631 312 50 705 000 00 1 836 375 00 1 050 000 00 3 540 000 00	\$21 700 000 00 7 350 000 00 5 150 000 00 37 950 000 00 22 550 000 00 20 000 000 00 23 000 000 00	\$ 7 000 000 00 7 350 000 00 5 150 000 00 17 800 000 00 22 550 000 00 20 000 000 00 23 000 000 00
	<u>\$ 8 392 187 50</u>		<u>\$102 850 000 00</u>
	<u>\$ 8 586 812 50</u>		<u>\$106 184 000 00</u>
	<u>\$37 152 450 00</u>		<u>\$244 494 000 00</u>





## VALUATION OF STATE PROPERTY (BUILDINGS AND CONTENTS)

AS COMPILED BY THE STATE PROPERTY FIRE INSURANCE FUND

AS OF JUNE 30, 1961

SCHEDULE 21

	VALUE OF <u>BUILDING</u>	VALUE OF <u>CONTENTS</u>	<u>TOTAL</u>
<u>EDUCATIONAL INSTITUTIONS:</u>			
UNIVERSITY OF NORTH CAROLINA	\$ 58 100 000 00	\$12 600 000 00	\$ 70 700 000 00
N. C. STATE COLLEGE OF A & E	40 250 000 00	7 300 000 00	47 550 000 00
WOMAN'S COLLEGE	25 200 000 00	4 250 000 00	29 450 000 00
EAST CAROLINA COLLEGE	15 000 000 00	1 675 000 00	16 675 000 00
AGRICULTURAL AND TECHNICAL COLLEGE	11 000 000 00	1 800 000 00	12 800 000 00
APPALACHIAN TEACHERS COLLEGE	8 750 000 00	1 365 000 00	10 115 000 00
N. C. COLLEGE AT DURHAM	7 500 000 00	800 000 00	8 300 000 00
WESTERN CAROLINA COLLEGE	7 265 000 00	1 005 000 00	8 270 000 00
FAYETTEVILLE STATE TEACHERS COLLEGE	3 013 000 00	383 000 00	3 396 000 00
ELIZABETH CITY STATE TEACHERS COLLEGE	3 220 000 00	350 000 00	3 570 000 00
WINSTON-SALEM STATE TEACHERS COLLEGE	4 000 000 00	380 000 00	4 380 000 00
PEMBROKE STATE COLLEGE	938 000 00	125 000 00	1 063 000 00
<u>TOTAL</u>	<u>\$184 236 000 00</u>	<u>\$32 033 000 00</u>	<u>\$216 269 000 00</u>
<u>CHARITABLE AND CORRECTIONAL INSTITUTIONS:</u>			
DOROTHEA DIX HOSPITAL	\$ 21 400 000 00	\$ 2 650 000 00	\$ 24 050 000 00
UMSTEAD HOSPITAL	22 400 000 00	2 230 000 00	24 630 000 00
MUROOCH SCHOOL	6 100 000 00	350 000 00	6 450 000 00
BROUGHTON HOSPITAL	17 500 000 00	2 340 000 00	19 840 000 00
CHERRY HOSPITAL	12 300 000 00	1 900 000 00	14 200 000 00
O'BERRY SCHOOL	3 900 000 00	200 000 00	4 100 000 00
CASWELL TRAINING SCHOOL	9 080 000 00	1 600 000 00	10 680 000 00
WESTERN NORTH CAROLINA SANATORIUM	3 570 000 00	680 000 00	4 250 000 00
NORTH CAROLINA SANATORIUM	5 700 000 00	450 000 00	6 150 000 00
EASTERN NORTH CAROLINA SANATORIUM	4 500 000 00	780 000 00	5 280 000 00
N. C. ORTHOPEIC HOSPITAL	1 020 000 00	100 000 00	1 120 000 00
N. C. CEREBRAL PALSY HOSPITAL	617 000 00	55 000 00	672 000 00
N. C. SCHOOL FOR THE DEAF	4 570 000 00	450 000 00	5 020 000 00
N. C. SCHOOL FOR THE BLIND AND DEAF (WHITE)	1 560 000 00	250 000 00	1 810 000 00
N. C. SCHOOL FOR THE BLIND AND DEAF (COLORED)	1 500 000 00	125 000 00	1 625 000 00
EASTERN CAROLINA TRAINING SCHOOL	1 275 000 00	200 000 00	1 475 000 00
STONEWALL JACKSON TRAINING SCHOOL	2 300 000 00	400 000 00	2 700 000 00
MORRISON TRAINING SCHOOL	1 120 000 00	90 000 00	1 210 000 00
STATE HOME AND INDUSTRIAL SCHOOL FOR GIRLS	1 300 000 00	120 000 00	1 420 000 00
TRAINING SCHOOL FOR NEGRO GIRLS	740 000 00	50 000 00	790 000 00
<u>TOTAL</u>	<u>\$122 452 000 00</u>	<u>\$15 020 000 00</u>	<u>\$137 472 000 00</u>
<u>OTHERS:</u>			
GENERAL SERVICES DIVISION	\$ 20 500 000 00	\$ 9 500 000 00	\$ 30 000 000 00
N. C. PORTS AUTHORITY - WILMINGTON	3 500 000 00	1 900 000 00	5 400 000 00
N. C. PORTS AUTHORITY - MOREHEAD CITY	2 100 000 00	25 000 00	2 125 000 00
N. C. STATE FAIR	2 190 000 00	10 000 00	2 200 000 00
HIGHWAY DEPARTMENT	17 500 000 00	5 000 000 00	22 500 000 00
PRISON DEPARTMENT	14 000 000 00	3 000 000 00	17 000 000 00
DEPARTMENT OF MOTOR VEHICLES	1 400 000 00	550 000 00	1 950 000 00
ADJUTANT GENERAL'S DEPT.	6 200 000 00	240 000 00	6 440 000 00
MISCELLANEOUS BUILDINGS	3 000 000 00	1 000 000 00	4 000 000 00
WILDLIFE RESOURCES COMMISSION	340 000 00	50 000 00	390 000 00
AGRICULTURE TEST FARMS	1 145 000 00	100 000 00	1 245 000 00
DEPT. OF CONSERVATION & DEVELOPMENT	3 000 000 00	240 000 00	3 240 000 00
<u>TOTAL</u>	<u>\$ 74 875 000 00</u>	<u>\$21 615 000 00</u>	<u>\$ 96 490 000 00</u>
<u>GRAND TOTAL</u>	<u>\$381 563 000 00</u>	<u>\$68 668 000 00</u>	<u>\$450 231 000 00</u>



CONFEDERATE WIDOWS - PENSION LIST

AS OF JANUARY 1, 1962

SCHEDULE 22

<u>PENSIONER'S COUNTY OF RESIDENCE</u>	<u>NAME OF PENSIONER</u>	<u>WIDOW OF CONFEDERATE SOLDIER</u>	<u>SOLDIER'S SERVICE ORGANIZATION</u>
ALLEGHANY	MARY CROUSE BELLE KERR MILLER CAREEN WHITT EVANS	J. C. CROUSE J. S. MILLER NEWTON WHITT	D--70 N. C. K--37 N. C. E--2 N. C.
ASHE	BEATRICE HUDLER BETTY R. McEWEN JAMES ALICE THOMPSON	DAVID HUDLER JOHN E. McEWEN ISHAM THOMPSON	B--37 N. C. Co. B--19 N. C. D--1ST BATN. JR. RES. N. C.
AVERY	DELSIE M. OLLIS	J. T. OLLIS	C--88 N. C.
BEAUFORT	ELLA S. CAHO	WM. T. CAHO	C--68 N. C.
BERTIE	TUSIE BRISTOW ELLA DAVIS	JOSEPH DORSEY EVANS W. M. DAVIS	Co. D--17 REGT. N. C. CDURIER FOR GEN. LEE
BUNCOMBE	JULIA E. ANDERS LETHA HENSDN JULIA LOVE EDITH C. STEVENS ELLA S. STEVENSON	JOHN C. ANDERS WILEY HENSDN F. P. LOVE G. W. STEVENS JACK J. STEVENSDN	K--25 N. C. F--25 N. C. VA. RES. 14A BATN. N. C. C--69 N. C.
BURKE	L. F. L. CHAVERS MARGARET CRAWLEY	THOMAS H. LASSITER L. A. CRAWLEY	H--36 N. C. AVERY'S BATN. N. C.
CABARRUS	FANNIE WELCH WATT C. A. I. WEDDINGTON	NIGHDLAS P. WATT B. M. WEDDINGTON	D--MALLETT'S BATN. N. C. B--19TH - 2ND CAV. N. C.
CALDWELL	ADA M. P. COFFEY MARY O. WALSH	WM. C. COFFEY T. B. WALSH	E--58TH N. C. INF. C--26 N. C.
CASWELL	MARY E. PALMER	NATH'L. JONES PALMER	Co. G--70 N. C.
CHATHAM	DDRA C. PHILLIPS	W. L. PHILLIPS	SPEG. ACT. SS 1924
CLEVELAND	CORDILLA CRDWER	S. A. CRDWER	F--56 N. C.
CRAVEN	MAMIE O'NEAL PUGH	OWEN O'NEAL	K--2ND N. C.
CUMBERLAND	SARAH E. SODGGINS ANNIE TYNER SLATE *	JAMES SODGGINS GEORGE SLATE	E--56 N. C. D--53 N. C.
DAVIDSON	MARY F. MYERS	W. L. MYERS	H--48 N. C.
DAVIE	SALLIE T. HODGES CORR E. LAPISH	J. D. HODGES JOHN A. LAPISH	H--63 N. C. F--42 N. C.
DURHAM	MITTIE C. CAMPBELL BETTIE W. PHILLIPS IDA BELLE RHEW	JAMES A. CAMPBELL WM. H. PHILLIPS SILAS RHEW	B--36 N. C. C--54 N. C. A--66 N. C.
EDGECOMBE	CORA C. DAVIS	JOHN A. DAVIS	I--15 N. C.
FRANKLIN	ZENOBIA BAKER	A. H. BAKER	A--70 N. C.
GASTON	MINNIE DELLINGER ANNIE HAM MRS. E. N. JOYNER	F. W. DELLINGER J. B. HAM E. N. JOYNER	I--11 N. C. C--71 N. C. D--13 LT. ART.
GRAHAM	MARY H. CAMPBELL	BUCK CAMPBELL	THOS. LEGION-N. C.

(CONTINUED)



<u>PENSIONER'S COUNTY OF RESIDENCE</u>	<u>NAME OF PENSIONER</u>	<u>WIDOW OF CONFEDERATE WIDOW</u>	<u>SOLOIER'S SERVICE ORGANIZATION</u>
GUILFORD	FLORA R. ASBURY SALLIE N. BANOY VIOLA R. MITCHELL SALLIE V. PHIPPS	F. E. ASBURY JAMES M. BANOY JAMES MITCHELL R. S. PHIPPS	VA. ART. B--B BT. H--4 N. C. C--FREEMAN'S BATN.
HALIFAX	INOIA RIGGAN BROWN BLANCHE M. PITTMAN	THOMAS S. BROWN WM. K. PITTMAN	K--1ST REG'T. N. C. D--24TH N. C.
HARNETT	AODIE L. S. PARRISH LILLIAN B. PRIOGEN LIZZIE STEWART	MOSES STANCIL JOHN H. PRIOGEN J. B. F. STEWART	B--8 BATN. N. C. C--3 N. C. F--50 N. C.
HENDERSON	DICIE J. HARRIS LULA STEPP HARRIS KATTIE S. LANE ELLA G. VAUGHN	JAMES CARLISLE ISAAC A. HARRIS WM. P. LANE P. W. VAUGHN	H--5B N. C. D--39 N. C. C--70 N. C. G--56 N. C.
IREDELL	AODIE FOX	J. A. FOX	F--3B N. C.
JACKSON	HANNAH HALL LILLIE MAE HARRELL JULINA P. NICHOLSON SALLIE PAINTER LILLIE STEWART	L. C. HALL ROBERT HARRELL JOHN W. NICHOLSON R. A. PAINTER W. J. STEWART	G--THOS. LEGION N. C. G--THOS. LEGION N. C. B--2 S. C. A--16 N. C. B--25 N. C.
JOHNSTON	MELVINA BENSON EMMA COATS	CHAS. H. BENSON WM. B. COATS	I--42 N. C. H--70 N. C.
LENOIR	MINNIE MOORE JOHNSON NETTIE M. TILGHMAN	R. H. JOHNSON JOHN A. TILGHMAN	E--2ND TEXAS INF. A--67 N. C.
MACON	MRS. JAMES B. FULCHER	JAMES B. FULCHER	B--39 N. C.
MADISON	LORENA BAIRO	JOHN H. BAIRO	D--9 N. C.
MITCHELL	DORA PITMAN	SOLOMON PITMAN	I--29 N. C.
MONTGOMERY	H. B. L. MULLINIX	J. T. LISK	E--2B N. C.
NASH	VICTORIA B. STALLINGS	CYRUS H. STALLINGS	A--70 REGT.
NEW HANOVER	EONA KUHL	HENRY KUHL	A--1B N. C.
ONslow	AMELIA JENKINS	M. JENKINS	I--40 N. C.
PITT	WILLIE P. GARONER EMILY R. LEGGETT LUCY WORTHINGTON	DAVID D. GARONER GEO. H. LEGGETT WM. WORTHINGTON	E--17 N. C. H--11 BATN. SPEC. ACT. SS 1924
POLK	LEOLINE ALEWINE	THOS. ALEWINE	K--16 N. C.
RANDOLPH	NANCY C. BROWN M. H. B. COX M. J. F. FIELOS ANNIE TYSON SUGGS	WM. M. BROWN JOHN D. BROWN PETER L. FIELOS L. O. SUGGS	E--44 N. C. E--44 N. C. H--1ST N. C. B--2ND BATN. N. C.
RICHMOND	MARTHA A. PEARSON LUCY P. RUSSELL	L. B. PEARSON MOSES HARRIS RUSSELL	B--3RD S. C. F--7 N. C.

(CONTINUED)



<u>PENSIONER'S COUNTY OF RESIDENCE</u>	<u>NAME OF PENSIONER</u>	<u>WIDOW OF CONFEDERATE WIDOW</u>	<u>SOLDIER'S SERVICE ORGANIZATION</u>
ROBESON	JULIA BARNES DORA JANE PREVATT	WM. H. BARNES F. A. PREVATT	B--50 N. C. D--18 N. C.
ROCKINGHAM	MINNIE LILLARD	HENRY C. LILLARD	G--45 N. C.
ROWAN	ESTHER L. LUDWICK IDA MORGAN	THOS. B. S. LUDWICK ALEX A. MORGAN	A--52 N. C. B--11 N. C.
STANLY	ANNIE RIDENHOUR	D. E. RIDENHOUR	F--5 N. C.
STOKES	MINNIE FAGG JENNIE OWENS	J. H. FAGG FLOYD OWENS	A--2 N. C. A--2 BATN. N. C.
SWAIN	PARCIE HYDE	W. P. HYDE	F--THOS. LEGION N. C.
UNION	LENOIR STEGALL PARKER EMILY JANE COOK	SAMUEL STEGALL AARON COOK	D--37 N. C. K--35 N. C.
WAKE	ESTELLA R. BARBER BESSIE O. GOODE BETTIE B. SPIKES	JOSEPH W. BARBER R. W. GOODE ALLISON SPIKES	C--5 N. C. E--4A VA. CAV. A--10 N. C.
WASHINGTON	BASHEBIA S. CANNON	R. CANNON	B--3 N. C.
WAYNE	GEORGIA E. H. TURNAGE	J. C. HOWELL	Co. H-11TH BATN. CAV. N. C.
WILSON	MARY LONG PARKER	GILBERT PARKER	NAVY
YADKIN	SARAH PENORY JULIA BURCHAM	J. CALVIN PENORY G. M. BURCHAM	A--5TH BATN. N. C. D--7 N. C.
YANCY	SAVANNAH R. GOUGE	THOS. B. ROBINSON	K--58TH N. C. ST.

\*ANNIE TYNER SLATE RECEIVES \$41.00 PER MONTH, ALL OTHER PENSIONERS RECEIVE \$75.00 PER MONTH.







